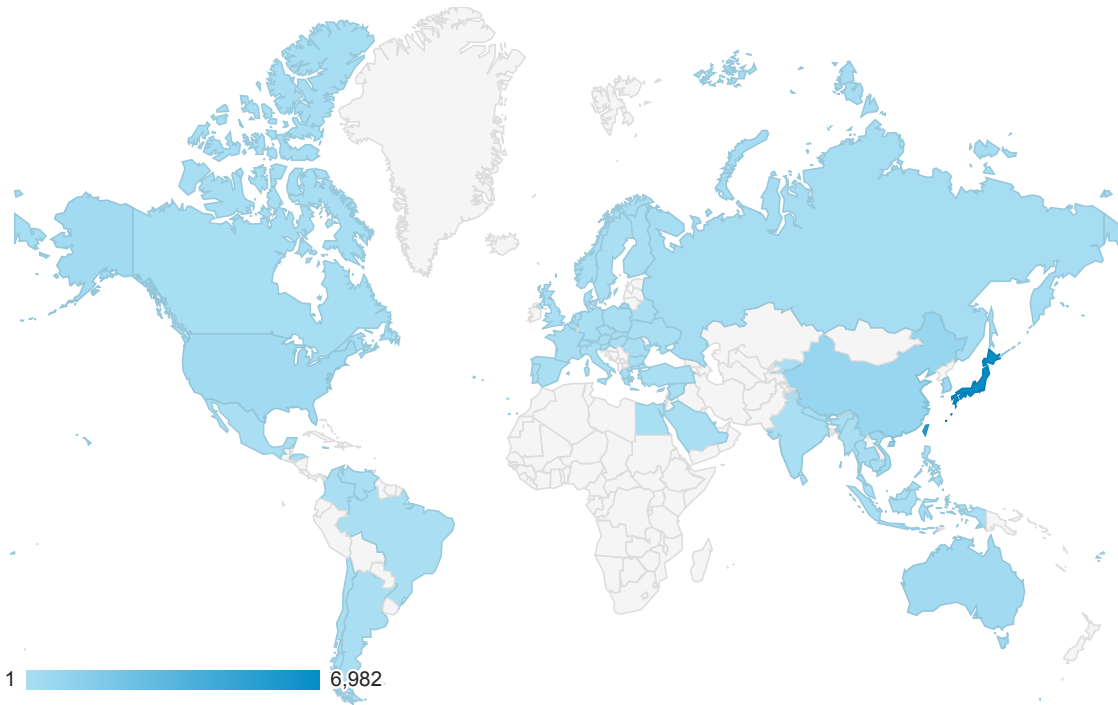


すべてのセッション
100.00%

+ セグメント

地図表示

サマリー



国/地域	集客			行動			コンバージョン		
	セッション	新規セッション率	新規ユーザー	直帰率	ページ/セッション	平均セッション時間	コンバージョン率	目標の完了数	目標値
	16,560 全体に対する割合: 100.00% (16,560)	45.36% サイトの平均: 45.21% (0.33%)	7,511 全体に対する割合: 100.33% (7,486)	38.45% サイトの平均: 38.45% (0.00%)	5.39 サイトの平均: 5.39 (0.00%)	00:05:54 サイトの平均: 00:05:54 (0.00%)	0.00% サイトの平均: 0.00% (0.00%)	0 全体に対する割合: 0.00% (0)	\$0.00 全体に対する割合: 0.00% (\$0.00)
1. Japan	6,982 (42.16%)	46.53%	3,249 (43.26%)	31.27%	5.80	00:05:29	0.00%	0 (0.00%)	\$0.00 (0.00%)
2. Taiwan	5,425 (32.76%)	50.54%	2,742 (36.51%)	49.88%	3.96	00:04:04	0.00%	0 (0.00%)	\$0.00 (0.00%)
3. China	805 (4.86%)	34.04%	274 (3.65%)	30.06%	6.11	00:10:27	0.00%	0 (0.00%)	\$0.00 (0.00%)
4. Hong Kong	561 (3.39%)	22.64%	127 (1.69%)	34.05%	6.23	00:07:49	0.00%	0 (0.00%)	\$0.00 (0.00%)
5. South Korea	520 (3.14%)	23.85%	124 (1.65%)	28.27%	11.62	00:11:29	0.00%	0 (0.00%)	\$0.00 (0.00%)
6. Vietnam	378 (2.28%)	34.13%	129 (1.72%)	26.98%	8.60	00:10:03	0.00%	0 (0.00%)	\$0.00 (0.00%)
7. United States	343 (2.07%)	41.11%	141 (1.88%)	29.74%	5.47	00:17:21	0.00%	0 (0.00%)	\$0.00 (0.00%)
8. Australia	340 (2.05%)	54.41%	185 (2.46%)	63.82%	2.91	00:03:39	0.00%	0 (0.00%)	\$0.00 (0.00%)
9. Thailand	190 (1.15%)	57.89%	110 (1.46%)	35.79%	6.56	00:05:30	0.00%	0 (0.00%)	\$0.00 (0.00%)
10. Singapore	157 (0.95%)	41.40%	65 (0.87%)	36.31%	2.88	00:02:07	0.00%	0 (0.00%)	\$0.00 (0.00%)
11. Russia	142 (0.86%)	16.20%	23 (0.31%)	56.34%	3.51	00:05:04	0.00%	0 (0.00%)	\$0.00 (0.00%)
12. Canada	66 (0.40%)	24.24%	16 (0.21%)	46.97%	3.68	00:05:09	0.00%	0 (0.00%)	\$0.00 (0.00%)

13.	Indonesia	59 (0.36%)	59.32%	35 (0.47%)	44.07%	4.81	00:06:32	0.00%	0 (0.00%)	\$0.00 (0.00%)
14.	United Kingdom	58 (0.35%)	63.79%	37 (0.49%)	36.21%	7.97	00:10:01	0.00%	0 (0.00%)	\$0.00 (0.00%)
15.	Malaysia	56 (0.34%)	57.14%	32 (0.43%)	33.93%	4.89	00:03:48	0.00%	0 (0.00%)	\$0.00 (0.00%)
16.	Switzerland	53 (0.32%)	7.55%	4 (0.05%)	32.08%	10.04	00:27:12	0.00%	0 (0.00%)	\$0.00 (0.00%)
17.	France	48 (0.29%)	20.83%	10 (0.13%)	72.92%	1.73	00:00:55	0.00%	0 (0.00%)	\$0.00 (0.00%)
18.	India	48 (0.29%)	70.83%	34 (0.45%)	31.25%	5.19	00:05:45	0.00%	0 (0.00%)	\$0.00 (0.00%)
19.	Egypt	42 (0.25%)	11.90%	5 (0.07%)	28.57%	6.33	00:07:10	0.00%	0 (0.00%)	\$0.00 (0.00%)
20.	Nepal	27 (0.16%)	66.67%	18 (0.24%)	18.52%	8.96	00:09:59	0.00%	0 (0.00%)	\$0.00 (0.00%)
21.	Germany	26 (0.16%)	84.62%	22 (0.29%)	26.92%	5.69	00:04:23	0.00%	0 (0.00%)	\$0.00 (0.00%)
22.	Chile	22 (0.13%)	9.09%	2 (0.03%)	9.09%	27.64	00:24:40	0.00%	0 (0.00%)	\$0.00 (0.00%)
23.	Macau	19 (0.11%)	26.32%	5 (0.07%)	73.68%	2.00	00:00:18	0.00%	0 (0.00%)	\$0.00 (0.00%)
24.	Czech Republic	18 (0.11%)	33.33%	6 (0.08%)	38.89%	7.72	00:18:13	0.00%	0 (0.00%)	\$0.00 (0.00%)
25.	Cambodia	18 (0.11%)	33.33%	6 (0.08%)	22.22%	8.17	00:06:05	0.00%	0 (0.00%)	\$0.00 (0.00%)
26.	(not set)	17 (0.10%)	94.12%	16 (0.21%)	52.94%	2.29	00:01:48	0.00%	0 (0.00%)	\$0.00 (0.00%)
27.	Finland	16 (0.10%)	25.00%	4 (0.05%)	68.75%	2.06	00:01:33	0.00%	0 (0.00%)	\$0.00 (0.00%)
28.	Hungary	15 (0.09%)	66.67%	10 (0.13%)	20.00%	4.73	00:06:49	0.00%	0 (0.00%)	\$0.00 (0.00%)
29.	Sweden	12 (0.07%)	58.33%	7 (0.09%)	25.00%	11.75	00:05:21	0.00%	0 (0.00%)	\$0.00 (0.00%)
30.	Mexico	11 (0.07%)	81.82%	9 (0.12%)	27.27%	4.64	00:01:19	0.00%	0 (0.00%)	\$0.00 (0.00%)
31.	Brazil	10 (0.06%)	70.00%	7 (0.09%)	80.00%	1.30	00:00:14	0.00%	0 (0.00%)	\$0.00 (0.00%)
32.	Italy	8 (0.05%)	62.50%	5 (0.07%)	37.50%	2.75	00:05:27	0.00%	0 (0.00%)	\$0.00 (0.00%)
33.	Argentina	5 (0.03%)	100.00%	5 (0.07%)	20.00%	3.60	00:00:49	0.00%	0 (0.00%)	\$0.00 (0.00%)
34.	Poland	5 (0.03%)	60.00%	3 (0.04%)	40.00%	4.20	00:02:34	0.00%	0 (0.00%)	\$0.00 (0.00%)
35.	Romania	5 (0.03%)	80.00%	4 (0.05%)	40.00%	2.00	00:00:29	0.00%	0 (0.00%)	\$0.00 (0.00%)
36.	Slovenia	5 (0.03%)	60.00%	3 (0.04%)	0.00%	38.60	00:35:23	0.00%	0 (0.00%)	\$0.00 (0.00%)
37.	Belgium	4 (0.02%)	50.00%	2 (0.03%)	25.00%	1.75	00:00:33	0.00%	0 (0.00%)	\$0.00 (0.00%)
38.	Fiji	4 (0.02%)	75.00%	3 (0.04%)	25.00%	7.00	00:08:42	0.00%	0 (0.00%)	\$0.00 (0.00%)
39.	Ukraine	4 (0.02%)	100.00%	4 (0.05%)	25.00%	5.00	00:02:29	0.00%	0 (0.00%)	\$0.00 (0.00%)
40.	Austria	3 (0.02%)	66.67%	2 (0.03%)	0.00%	14.33	00:07:14	0.00%	0 (0.00%)	\$0.00 (0.00%)
41.	Greece	3 (0.02%)	33.33%	1 (0.01%)	33.33%	2.67	00:00:37	0.00%	0 (0.00%)	\$0.00 (0.00%)
42.	Philippines	3 (0.02%)	100.00%	3 (0.04%)	33.33%	2.00	00:00:48	0.00%	0 (0.00%)	\$0.00 (0.00%)
43.	Bulgaria	2 (0.01%)	100.00%	2 (0.03%)	50.00%	2.00	00:00:19	0.00%	0 (0.00%)	\$0.00 (0.00%)
44.	Cyprus	2 (0.01%)	0.00%	0 (0.00%)	0.00%	4.00	00:03:28	0.00%	0 (0.00%)	\$0.00 (0.00%)
45.	Spain	2 (0.01%)	50.00%	1 (0.01%)	0.00%	4.00	00:04:10	0.00%	0 (0.00%)	\$0.00 (0.00%)
46.	Myanmar (Burma)	2 (0.01%)	100.00%	2 (0.03%)	50.00%	2.50	00:01:00	0.00%	0 (0.00%)	\$0.00 (0.00%)

47.	Netherlands	2 (0.01%)	100.00%	2 (0.03%)	50.00%	2.50	00:00:37	0.00%	0 (0.00%)	\$0.00 (0.00%)
48.	Saudi Arabia	2 (0.01%)	50.00%	1 (0.01%)	50.00%	3.00	00:02:19	0.00%	0 (0.00%)	\$0.00 (0.00%)
49.	Belarus	1 (0.01%)	100.00%	1 (0.01%)	100.00%	1.00	00:00:00	0.00%	0 (0.00%)	\$0.00 (0.00%)
50.	Colombia	1 (0.01%)	100.00%	1 (0.01%)	0.00%	4.00	00:01:02	0.00%	0 (0.00%)	\$0.00 (0.00%)
51.	Denmark	1 (0.01%)	100.00%	1 (0.01%)	100.00%	1.00	00:00:00	0.00%	0 (0.00%)	\$0.00 (0.00%)
52.	Honduras	1 (0.01%)	100.00%	1 (0.01%)	0.00%	3.00	00:01:28	0.00%	0 (0.00%)	\$0.00 (0.00%)
53.	Israel	1 (0.01%)	100.00%	1 (0.01%)	0.00%	2.00	00:00:09	0.00%	0 (0.00%)	\$0.00 (0.00%)
54.	Jamaica	1 (0.01%)	100.00%	1 (0.01%)	0.00%	12.00	00:03:26	0.00%	0 (0.00%)	\$0.00 (0.00%)
55.	Kyrgyzstan	1 (0.01%)	100.00%	1 (0.01%)	100.00%	1.00	00:00:00	0.00%	0 (0.00%)	\$0.00 (0.00%)
56.	Sri Lanka	1 (0.01%)	100.00%	1 (0.01%)	0.00%	6.00	00:02:24	0.00%	0 (0.00%)	\$0.00 (0.00%)
57.	Norway	1 (0.01%)	100.00%	1 (0.01%)	0.00%	2.00	00:03:43	0.00%	0 (0.00%)	\$0.00 (0.00%)
58.	Portugal	1 (0.01%)	100.00%	1 (0.01%)	0.00%	5.00	00:00:42	0.00%	0 (0.00%)	\$0.00 (0.00%)
59.	Qatar	1 (0.01%)	0.00%	0 (0.00%)	0.00%	3.00	00:02:21	0.00%	0 (0.00%)	\$0.00 (0.00%)
60.	Slovakia	1 (0.01%)	100.00%	1 (0.01%)	0.00%	2.00	00:00:34	0.00%	0 (0.00%)	\$0.00 (0.00%)
61.	Syria	1 (0.01%)	100.00%	1 (0.01%)	100.00%	1.00	00:00:00	0.00%	0 (0.00%)	\$0.00 (0.00%)
62.	Turkey	1 (0.01%)	100.00%	1 (0.01%)	0.00%	3.00	00:01:46	0.00%	0 (0.00%)	\$0.00 (0.00%)
63.	Venezuela	1 (0.01%)	100.00%	1 (0.01%)	0.00%	2.00	00:02:13	0.00%	0 (0.00%)	\$0.00 (0.00%)

すべて » 国/地域: Japan



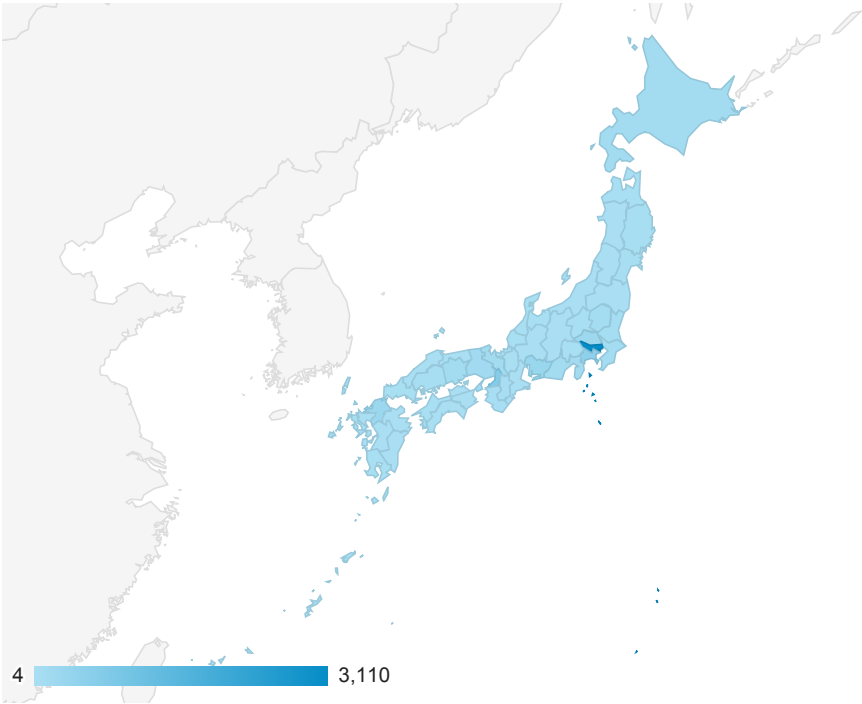
すべてのセッション
42.16%



+ セグメント

地図表示

サマリー



地域	集客			行動			コンバージョン		
	セッション	新規セッション率	新規ユーザー	直帰率	ページ/セッション	平均セッション時間	コンバージョン率	目標の完了数	目標値
	6,982 全体に対する割合: 42.16% (16,560)	46.53% サイトの平均: 45.21% (2.94%)	3,249 全体に対する割合: 43.40% (7,486)	31.27% サイトの平均: 38.45% (-18.69%)	5.80 サイトの平均: 5.39 (7.61%)	00:05:29 サイトの平均: 00:05:54 (-7.07%)	0.00% サイトの平均: 0.00% (0.00%)	0 全体に対する割合: 0.00% (0)	\$0.00 全体に対する割合: 0.00% (\$0.00)
1. Tokyo	3,110 (44.54%)	44.79%	1,393 (42.87%)	34.18%	4.84	00:04:20	0.00%	0 (0.00%)	\$0.00 (0.00%)
2. Osaka Prefecture	715 (10.24%)	49.65%	355 (10.93%)	32.17%	5.23	00:05:07	0.00%	0 (0.00%)	\$0.00 (0.00%)
3. Kanagawa Prefecture	519 (7.43%)	44.70%	232 (7.14%)	31.98%	5.92	00:07:14	0.00%	0 (0.00%)	\$0.00 (0.00%)
4. Aichi	321 (4.60%)	47.35%	152 (4.68%)	22.43%	8.60	00:06:09	0.00%	0 (0.00%)	\$0.00 (0.00%)
5. Fukuoka	286 (4.10%)	45.45%	130 (4.00%)	30.77%	9.07	00:08:52	0.00%	0 (0.00%)	\$0.00 (0.00%)
6. Saitama	257 (3.68%)	48.25%	124 (3.82%)	28.02%	7.25	00:08:13	0.00%	0 (0.00%)	\$0.00 (0.00%)
7. Hyogo Prefecture	153 (2.19%)	43.14%	66 (2.03%)	33.99%	6.68	00:06:55	0.00%	0 (0.00%)	\$0.00 (0.00%)
8. Shizuoka	145 (2.08%)	32.41%	47 (1.45%)	20.00%	6.77	00:06:56	0.00%	0 (0.00%)	\$0.00 (0.00%)
9. Okayama	133 (1.90%)	30.83%	41 (1.26%)	9.77%	8.09	00:09:53	0.00%	0 (0.00%)	\$0.00 (0.00%)
10. Kyoto Prefecture	132 (1.89%)	42.42%	56 (1.72%)	25.76%	6.58	00:07:43	0.00%	0 (0.00%)	\$0.00 (0.00%)
11. Hokkaido	129 (1.85%)	41.09%	53 (1.63%)	38.76%	7.42	00:04:55	0.00%	0 (0.00%)	\$0.00 (0.00%)
12. Chiba	119 (1.70%)	48.74%	58 (1.79%)	28.57%	5.28	00:03:51	0.00%	0 (0.00%)	\$0.00 (0.00%)
13. Tochigi	108 (1.55%)	28.70%	31 (0.95%)	22.22%	5.56	00:06:51	0.00%	0 (0.00%)	\$0.00 (0.00%)


14.	Ibaraki Prefecture	89 (1.27%)	51.69%	46 (1.42%)	24.72%	6.33	00:04:40	0.00%	0 (0.00%)	\$0.00 (0.00%)
15.	Hiroshima	52 (0.74%)	73.08%	38 (1.17%)	25.00%	5.13	00:03:40	0.00%	0 (0.00%)	\$0.00 (0.00%)
16.	Miyagi	47 (0.67%)	72.34%	34 (1.05%)	27.66%	6.02	00:05:03	0.00%	0 (0.00%)	\$0.00 (0.00%)
17.	Nagasaki	43 (0.62%)	46.51%	20 (0.62%)	20.93%	8.44	00:06:16	0.00%	0 (0.00%)	\$0.00 (0.00%)
18.	Iwate	41 (0.59%)	17.07%	7 (0.22%)	7.32%	13.95	00:37:18	0.00%	0 (0.00%)	\$0.00 (0.00%)
19.	Nara	39 (0.56%)	64.10%	25 (0.77%)	15.38%	6.08	00:04:11	0.00%	0 (0.00%)	\$0.00 (0.00%)
20.	Wakayama	35 (0.50%)	37.14%	13 (0.40%)	51.43%	3.31	00:03:12	0.00%	0 (0.00%)	\$0.00 (0.00%)
21.	Niigata	31 (0.44%)	80.65%	25 (0.77%)	35.48%	5.71	00:02:15	0.00%	0 (0.00%)	\$0.00 (0.00%)
22.	Kumamoto Prefecture	31 (0.44%)	35.48%	11 (0.34%)	32.26%	5.23	00:02:28	0.00%	0 (0.00%)	\$0.00 (0.00%)
23.	Nagano Prefecture	28 (0.40%)	82.14%	23 (0.71%)	39.29%	5.82	00:03:55	0.00%	0 (0.00%)	\$0.00 (0.00%)
24.	Akita	27 (0.39%)	40.74%	11 (0.34%)	25.93%	7.63	00:05:24	0.00%	0 (0.00%)	\$0.00 (0.00%)
25.	Fukushima	26 (0.37%)	69.23%	18 (0.55%)	23.08%	6.38	00:03:20	0.00%	0 (0.00%)	\$0.00 (0.00%)
26.	Shiga Prefecture	26 (0.37%)	34.62%	9 (0.28%)	38.46%	11.73	00:08:02	0.00%	0 (0.00%)	\$0.00 (0.00%)
27.	Gifu	25 (0.36%)	60.00%	15 (0.46%)	32.00%	3.68	00:02:03	0.00%	0 (0.00%)	\$0.00 (0.00%)
28.	Mie	25 (0.36%)	52.00%	13 (0.40%)	20.00%	8.60	00:04:21	0.00%	0 (0.00%)	\$0.00 (0.00%)
29.	Miyazaki	24 (0.34%)	58.33%	14 (0.43%)	25.00%	5.42	00:03:34	0.00%	0 (0.00%)	\$0.00 (0.00%)
30.	Aomori Prefecture	22 (0.32%)	63.64%	14 (0.43%)	27.27%	6.36	00:02:46	0.00%	0 (0.00%)	\$0.00 (0.00%)
31.	Ehime Prefecture	22 (0.32%)	90.91%	20 (0.62%)	31.82%	7.27	00:02:36	0.00%	0 (0.00%)	\$0.00 (0.00%)
32.	Kagoshima	22 (0.32%)	45.45%	10 (0.31%)	45.45%	2.55	00:00:40	0.00%	0 (0.00%)	\$0.00 (0.00%)
33.	Yamanashi Prefecture	20 (0.29%)	65.00%	13 (0.40%)	25.00%	5.10	00:05:24	0.00%	0 (0.00%)	\$0.00 (0.00%)
34.	Toyama	19 (0.27%)	89.47%	17 (0.52%)	21.05%	8.42	00:06:19	0.00%	0 (0.00%)	\$0.00 (0.00%)
35.	Ishikawa	19 (0.27%)	57.89%	11 (0.34%)	36.84%	2.68	00:01:04	0.00%	0 (0.00%)	\$0.00 (0.00%)
36.	Fukui	19 (0.27%)	52.63%	10 (0.31%)	57.89%	2.47	00:03:24	0.00%	0 (0.00%)	\$0.00 (0.00%)
37.	Gunma	17 (0.24%)	70.59%	12 (0.37%)	41.18%	6.06	00:01:42	0.00%	0 (0.00%)	\$0.00 (0.00%)
38.	Yamaguchi	14 (0.20%)	85.71%	12 (0.37%)	57.14%	3.86	00:02:15	0.00%	0 (0.00%)	\$0.00 (0.00%)
39.	Kagawa Prefecture	13 (0.19%)	30.77%	4 (0.12%)	53.85%	3.69	00:05:33	0.00%	0 (0.00%)	\$0.00 (0.00%)
40.	Kochi Prefecture	12 (0.17%)	66.67%	8 (0.25%)	41.67%	4.50	00:03:35	0.00%	0 (0.00%)	\$0.00 (0.00%)
41.	Oita Prefecture	12 (0.17%)	83.33%	10 (0.31%)	16.67%	5.75	00:01:04	0.00%	0 (0.00%)	\$0.00 (0.00%)
42.	Okinawa	11 (0.16%)	90.91%	10 (0.31%)	18.18%	8.55	00:02:34	0.00%	0 (0.00%)	\$0.00 (0.00%)
43.	(not set)	10 (0.14%)	100.00%	10 (0.31%)	50.00%	2.00	00:01:00	0.00%	0 (0.00%)	\$0.00 (0.00%)
44.	Shimane Prefecture	9 (0.13%)	100.00%	9 (0.28%)	44.44%	2.11	00:00:15	0.00%	0 (0.00%)	\$0.00 (0.00%)
45.	Yamagata	8 (0.11%)	62.50%	5 (0.15%)	25.00%	5.38	00:01:10	0.00%	0 (0.00%)	\$0.00 (0.00%)
46.	Tokushima	7 (0.10%)	71.43%	5 (0.15%)	57.14%	2.00	00:00:41	0.00%	0 (0.00%)	\$0.00 (0.00%)
47.	Saga	6 (0.09%)	100.00%	6 (0.18%)	33.33%	4.67	00:01:04	0.00%	0 (0.00%)	\$0.00 (0.00%)
48.	Tottori Prefecture	4 (0.06%)	75.00%	3 (0.09%)	0.00%	4.50	00:00:52	0.00%	0 (0.00%)	\$0.00 (0.00%)

© 2014 Google

地域

2014/08/01 - 2014/08/31

すべて » 国/地域: Taiwan



すべてのセッション

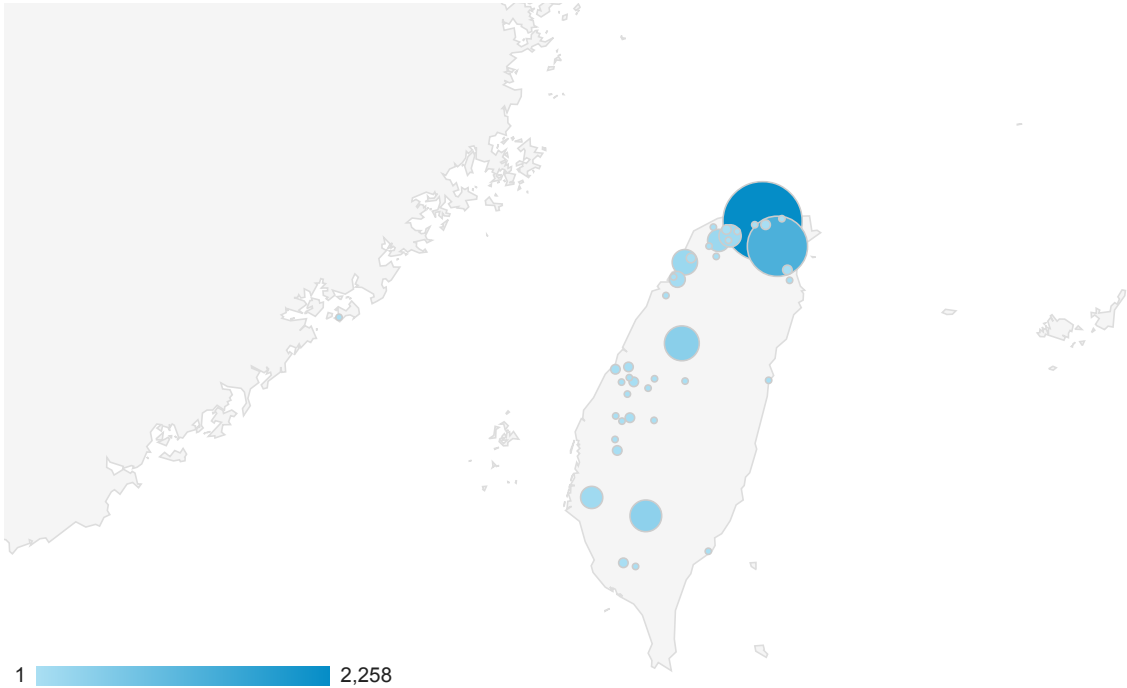
32.76%



+ セグメント

地図表示

サマリー



市区町村	集客			行動			コンバージョン		
	セッション	新規セッション率	新規ユーザー	直帰率	ページ/セッション	平均セッション時間	コンバージョン率	目標の完了数	目標値
	5,425 全体に対する割合: 32.76% (16,560)	50.54% サイトの平均: 45.21% (11.81%)	2,742 全体に対する割合: 36.63% (7,486)	49.88% サイトの平均: 38.45% (29.71%)	3.96 サイトの平均: 5.39 (-26.57%)	00:04:04 サイトの平均: 00:05:54 (-31.12%)	0.00% サイトの平均: 0.00% (0.00%)	0 全体に対する割合: 0.00% (0)	\$0.00 全体に対する割合: 0.00% (\$0.00)
1. Taipei City	2,258 (41.62%)	50.62%	1,143 (41.68%)	54.56%	3.56	00:03:41	0.00%	0 (0.00%)	\$0.00 (0.00%)
2. New Taipei City	1,290 (23.78%)	51.63%	666 (24.29%)	45.81%	4.21	00:04:24	0.00%	0 (0.00%)	\$0.00 (0.00%)
3. Taichung City	442 (8.15%)	50.68%	224 (8.17%)	49.32%	4.06	00:03:35	0.00%	0 (0.00%)	\$0.00 (0.00%)
4. Kaohsiung City	384 (7.08%)	42.45%	163 (5.94%)	36.72%	5.03	00:07:48	0.00%	0 (0.00%)	\$0.00 (0.00%)
5. Hsinchu City	200 (3.69%)	46.50%	93 (3.39%)	50.50%	3.43	00:02:24	0.00%	0 (0.00%)	\$0.00 (0.00%)
6. Zhongli City	186 (3.43%)	47.85%	89 (3.25%)	47.31%	4.06	00:04:16	0.00%	0 (0.00%)	\$0.00 (0.00%)
7. Taoyuan City	143 (2.64%)	58.74%	84 (3.06%)	46.15%	5.36	00:04:19	0.00%	0 (0.00%)	\$0.00 (0.00%)
8. Tainan City	141 (2.60%)	46.10%	65 (2.37%)	47.52%	3.61	00:03:38	0.00%	0 (0.00%)	\$0.00 (0.00%)
9. Toufen Township	71 (1.31%)	28.17%	20 (0.73%)	57.75%	4.63	00:03:42	0.00%	0 (0.00%)	\$0.00 (0.00%)
10. Lugang Township	28 (0.52%)	14.29%	4 (0.15%)	92.86%	1.07	00:00:17	0.00%	0 (0.00%)	\$0.00 (0.00%)
11. Zhubei City	27 (0.50%)	40.74%	11 (0.40%)	77.78%	3.07	00:01:37	0.00%	0 (0.00%)	\$0.00 (0.00%)

Table 1: 2024 Election Results - Taiwan										
Rank	County/City/Township	Party	Percentage	Count	Percentage	Count	Percentage	Count	Percentage	Count
12.	Douliu City	Democratic Progressive Party	26 (0.48%)	53.85%	14 (0.51%)	65.38%	4.73	00:04:29	0.00%	0 (0.00%)
13.	Chiayi City	Democratic Progressive Party	25 (0.46%)	88.00%	22 (0.80%)	44.00%	4.00	00:01:41	0.00%	0 (0.00%)
14.	Yuanlin Township	Democratic Progressive Party	22 (0.41%)	50.00%	11 (0.40%)	45.45%	5.50	00:04:08	0.00%	0 (0.00%)
15.	Changhua City	Democratic Progressive Party	22 (0.41%)	68.18%	15 (0.55%)	50.00%	3.27	00:01:41	0.00%	0 (0.00%)
16.	Yilan City	Democratic Progressive Party	19 (0.35%)	57.89%	11 (0.40%)	42.11%	2.74	00:01:28	0.00%	0 (0.00%)
17.	Pingtung City	Democratic Progressive Party	19 (0.35%)	89.47%	17 (0.62%)	47.37%	3.05	00:00:44	0.00%	0 (0.00%)
18.	Neihu District	Democratic Progressive Party	15 (0.28%)	46.67%	7 (0.26%)	60.00%	6.20	00:12:18	0.00%	0 (0.00%)
19.	Luzhu Township	Democratic Progressive Party	13 (0.24%)	92.31%	12 (0.44%)	46.15%	2.69	00:01:02	0.00%	0 (0.00%)
20.	Keelung City	Democratic Progressive Party	9 (0.17%)	77.78%	7 (0.26%)	22.22%	5.33	00:05:27	0.00%	0 (0.00%)
21.	Sanzhong District	Democratic Progressive Party	8 (0.15%)	37.50%	3 (0.11%)	0.00%	3.75	00:05:14	0.00%	0 (0.00%)
22.	Taitung City	Democratic Progressive Party	8 (0.15%)	87.50%	7 (0.26%)	50.00%	7.50	00:01:46	0.00%	0 (0.00%)
23.	Hualian City	Democratic Progressive Party	8 (0.15%)	87.50%	7 (0.26%)	75.00%	1.75	00:00:13	0.00%	0 (0.00%)
24.	Bade City	Democratic Progressive Party	7 (0.13%)	85.71%	6 (0.22%)	28.57%	5.43	00:01:54	0.00%	0 (0.00%)
25.	Nantou City	Democratic Progressive Party	7 (0.13%)	100.00%	7 (0.26%)	0.00%	13.00	00:03:59	0.00%	0 (0.00%)
26.	Caotun Township	Democratic Progressive Party	6 (0.11%)	83.33%	5 (0.18%)	0.00%	3.00	00:01:11	0.00%	0 (0.00%)
27.	Zhunan Township	Democratic Progressive Party	5 (0.09%)	20.00%	1 (0.04%)	60.00%	5.20	00:02:20	0.00%	0 (0.00%)
28.	Luodong Township	Democratic Progressive Party	5 (0.09%)	100.00%	5 (0.18%)	60.00%	3.20	00:01:58	0.00%	0 (0.00%)
29.	Guishan Township	Democratic Progressive Party	5 (0.09%)	60.00%	3 (0.11%)	60.00%	1.40	00:00:03	0.00%	0 (0.00%)
30.	Miaoli City	Democratic Progressive Party	5 (0.09%)	80.00%	4 (0.15%)	0.00%	9.80	00:09:57	0.00%	0 (0.00%)
31.	Puli Township	Democratic Progressive Party	4 (0.07%)	75.00%	3 (0.11%)	50.00%	3.25	00:00:53	0.00%	0 (0.00%)
32.	Longtan Township	Democratic Progressive Party	3 (0.06%)	100.00%	3 (0.11%)	33.33%	4.00	00:01:02	0.00%	0 (0.00%)
33.	Dounan Township	Democratic Progressive Party	3 (0.06%)	33.33%	1 (0.04%)	66.67%	1.67	00:00:07	0.00%	0 (0.00%)
34.	Neipu Township	Democratic Progressive Party	2 (0.04%)	100.00%	2 (0.07%)	50.00%	4.00	00:00:44	0.00%	0 (0.00%)
35.	Jincheng Township	Democratic Progressive Party	1 (0.02%)	100.00%	1 (0.04%)	0.00%	6.00	00:02:04	0.00%	0 (0.00%)
36.	Dayuan Township	Democratic Progressive Party	1 (0.02%)	0.00%	0 (0.00%)	100.00%	1.00	00:00:00	0.00%	0 (0.00%)
37.	Yangmei City	Democratic Progressive Party	1 (0.02%)	100.00%	1 (0.04%)	100.00%	1.00	00:00:00	0.00%	0 (0.00%)
38.	Huwei Township	Democratic Progressive Party	1 (0.02%)	100.00%	1 (0.04%)	0.00%	2.00	00:00:12	0.00%	0 (0.00%)
39.	Zhushan Township	Democratic Progressive Party	1 (0.02%)	100.00%	1 (0.04%)	100.00%	1.00	00:00:00	0.00%	0 (0.00%)
40.	Beidou Township	Democratic Progressive Party	1 (0.02%)	100.00%	1 (0.04%)	100.00%	1.00	00:00:00	0.00%	0 (0.00%)
41.	Dacun Township	Democratic Progressive Party	1 (0.02%)	0.00%	0 (0.00%)	0.00%	8.00	00:03:31	0.00%	0 (0.00%)
42.	Minxue Township	Democratic Progressive Party	1 (0.02%)	100.00%	1 (0.04%)	0.00%	3.00	00:00:12	0.00%	0 (0.00%)

	Township								
43.	Xihu Township	1 (0.02%)	100.00%	1 (0.04%)	0.00%	3.00	00:01:03	0.00%	0 (0.00%) \$0.00 (0.00%)

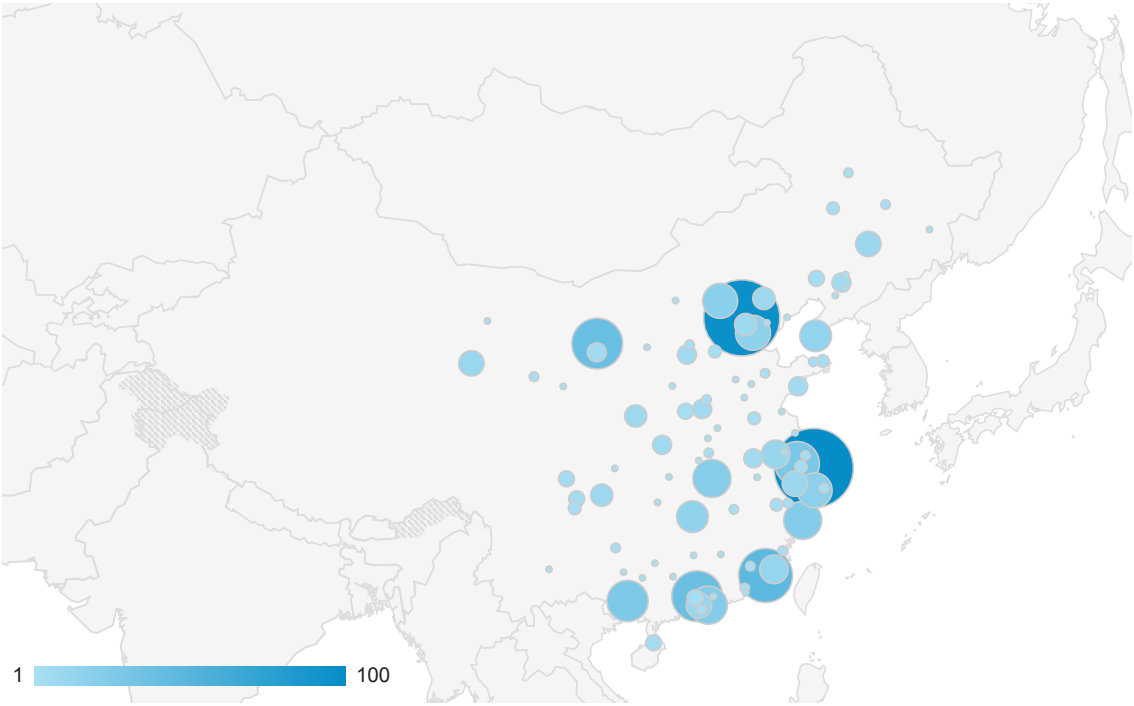
すべて » 国/地域: China

すべてのセッション
4.86%

+ セグメント

地図表示

サマリー



市区町村	集客			行動			コンバージョン		
	セッション	新規セッション率	新規ユーザー	直帰率	ページ/セッション	平均セッション時間	コンバージョン率	目標の完了数	目標値
	805 全体に対する割合: 4.86% (16,560)	34.04% サイトの平均: 45.21% (-24.71%)	274 全体に対する割合: 3.66% (7,486)	30.06% サイトの平均: 38.45% (-21.82%)	6.11 サイトの平均: 5.39 (13.39%)	00:10:27 サイトの平均: 00:05:54 (76.97%)	0.00% サイトの平均: 0.00% (0.00%)	0 全体に対する割合: 0.00% (0)	\$0.00 全体に対する割合: 0.00% (\$0.00)
1. Shanghai	100 (12.42%)	43.00%	43 (15.69%)	31.00%	7.05	00:12:24	0.00%	0 (0.00%)	\$0.00 (0.00%)
2. Beijing	96 (11.93%)	26.04%	25 (9.12%)	26.04%	6.29	00:13:00	0.00%	0 (0.00%)	\$0.00 (0.00%)
3. Xiamen	47 (5.84%)	8.51%	4 (1.46%)	14.89%	8.89	00:21:09	0.00%	0 (0.00%)	\$0.00 (0.00%)
4. Yinchuan	40 (4.97%)	0.00%	0 (0.00%)	25.00%	4.58	00:15:06	0.00%	0 (0.00%)	\$0.00 (0.00%)
5. Guangzhou	39 (4.84%)	38.46%	15 (5.47%)	53.85%	3.10	00:05:14	0.00%	0 (0.00%)	\$0.00 (0.00%)
6. Wuxi	30 (3.73%)	16.67%	5 (1.82%)	13.33%	8.53	00:17:02	0.00%	0 (0.00%)	\$0.00 (0.00%)
7. Nanning	28 (3.48%)	0.00%	0 (0.00%)	32.14%	6.14	00:19:44	0.00%	0 (0.00%)	\$0.00 (0.00%)
8. Wenzhou	24 (2.98%)	25.00%	6 (2.19%)	25.00%	4.50	00:05:43	0.00%	0 (0.00%)	\$0.00 (0.00%)
9. Shenzhen	24 (2.98%)	41.67%	10 (3.65%)	54.17%	8.62	00:12:53	0.00%	0 (0.00%)	\$0.00 (0.00%)
10. Wuhan	23 (2.86%)	47.83%	11 (4.01%)	34.78%	5.74	00:15:11	0.00%	0 (0.00%)	\$0.00 (0.00%)
11. Zhangjiakou	20 (2.48%)	15.00%	3 (1.09%)	10.00%	5.90	00:07:12	0.00%	0 (0.00%)	\$0.00 (0.00%)
12. Ningbo	19 (2.36%)	10.53%	2 (0.73%)	26.32%	5.53	00:14:10	0.00%	0 (0.00%)	\$0.00 (0.00%)
13. Tianjin	18 (2.24%)	33.33%	6 (2.19%)	38.89%	2.22	00:01:01	0.00%	0 (0.00%)	\$0.00 (0.00%)
14. Changsha	16 (1.99%)	56.25%	9 (3.28%)	25.00%	7.50	00:12:40	0.00%	0 (0.00%)	\$0.00 (0.00%)

15.	Dalian	15 (1.86%)	20.00%	3 (1.09%)	26.67%	5.07	00:03:21	0.00%	0 (0.00%)	\$0.00 (0.00%)
16.	Quanzhou	13 (1.61%)	76.92%	10 (3.65%)	30.77%	7.23	00:04:55	0.00%	0 (0.00%)	\$0.00 (0.00%)
17.	Nanjing	12 (1.49%)	33.33%	4 (1.46%)	41.67%	4.42	00:08:36	0.00%	0 (0.00%)	\$0.00 (0.00%)
18.	Zhongshan	11 (1.37%)	18.18%	2 (0.73%)	45.45%	8.27	00:08:12	0.00%	0 (0.00%)	\$0.00 (0.00%)
19.	Haixi	11 (1.37%)	0.00%	0 (0.00%)	27.27%	3.55	00:09:01	0.00%	0 (0.00%)	\$0.00 (0.00%)
20.	Changchun	10 (1.24%)	40.00%	4 (1.46%)	50.00%	5.30	00:06:43	0.00%	0 (0.00%)	\$0.00 (0.00%)
21.	Hangzhou	10 (1.24%)	60.00%	6 (2.19%)	50.00%	2.50	00:00:50	0.00%	0 (0.00%)	\$0.00 (0.00%)
22.	Chengde	9 (1.12%)	44.44%	4 (1.46%)	0.00%	5.33	00:04:15	0.00%	0 (0.00%)	\$0.00 (0.00%)
23.	Chongqing	9 (1.12%)	88.89%	8 (2.92%)	22.22%	6.11	00:05:53	0.00%	0 (0.00%)	\$0.00 (0.00%)
24.	Xi'an	9 (1.12%)	77.78%	7 (2.55%)	22.22%	6.67	00:05:10	0.00%	0 (0.00%)	\$0.00 (0.00%)
25.	Langfang	8 (0.99%)	37.50%	3 (1.09%)	37.50%	3.25	00:02:27	0.00%	0 (0.00%)	\$0.00 (0.00%)
26.	Zhengzhou	7 (0.87%)	57.14%	4 (1.46%)	57.14%	2.14	00:04:39	0.00%	0 (0.00%)	\$0.00 (0.00%)
27.	Shiyan	7 (0.87%)	0.00%	0 (0.00%)	28.57%	14.00	00:25:26	0.00%	0 (0.00%)	\$0.00 (0.00%)
28.	Taiyuan	6 (0.75%)	33.33%	2 (0.73%)	33.33%	3.00	00:00:30	0.00%	0 (0.00%)	\$0.00 (0.00%)
29.	Shenyang	6 (0.75%)	66.67%	4 (1.46%)	50.00%	2.83	00:01:09	0.00%	0 (0.00%)	\$0.00 (0.00%)
30.	Hefei	6 (0.75%)	50.00%	3 (1.09%)	0.00%	7.00	00:11:22	0.00%	0 (0.00%)	\$0.00 (0.00%)
31.	Qingdao	6 (0.75%)	50.00%	3 (1.09%)	50.00%	2.17	00:02:33	0.00%	0 (0.00%)	\$0.00 (0.00%)
32.	Wuzhong	6 (0.75%)	0.00%	0 (0.00%)	33.33%	5.17	00:12:54	0.00%	0 (0.00%)	\$0.00 (0.00%)
33.	(not set)	5 (0.62%)	80.00%	4 (1.46%)	20.00%	9.60	00:05:31	0.00%	0 (0.00%)	\$0.00 (0.00%)
34.	Haikou	5 (0.62%)	20.00%	1 (0.36%)	20.00%	2.20	00:01:13	0.00%	0 (0.00%)	\$0.00 (0.00%)
35.	Chengdu	5 (0.62%)	80.00%	4 (1.46%)	20.00%	3.20	00:03:05	0.00%	0 (0.00%)	\$0.00 (0.00%)
36.	Zigong	5 (0.62%)	20.00%	1 (0.36%)	40.00%	3.80	00:11:52	0.00%	0 (0.00%)	\$0.00 (0.00%)
37.	Fuxin	4 (0.50%)	0.00%	0 (0.00%)	0.00%	4.50	00:02:45	0.00%	0 (0.00%)	\$0.00 (0.00%)
38.	Luoyang	4 (0.50%)	0.00%	0 (0.00%)	0.00%	4.75	00:05:03	0.00%	0 (0.00%)	\$0.00 (0.00%)
39.	Foshan	4 (0.50%)	100.00%	4 (1.46%)	50.00%	8.50	00:03:35	0.00%	0 (0.00%)	\$0.00 (0.00%)
40.	Shijiazhuang	3 (0.37%)	100.00%	3 (1.09%)	66.67%	2.00	00:00:18	0.00%	0 (0.00%)	\$0.00 (0.00%)
41.	Baicheng	3 (0.37%)	33.33%	1 (0.36%)	0.00%	7.00	00:04:31	0.00%	0 (0.00%)	\$0.00 (0.00%)
42.	Suzhou	3 (0.37%)	66.67%	2 (0.73%)	33.33%	3.00	00:01:05	0.00%	0 (0.00%)	\$0.00 (0.00%)
43.	Xuzhou	3 (0.37%)	33.33%	1 (0.36%)	0.00%	8.33	00:08:34	0.00%	0 (0.00%)	\$0.00 (0.00%)
44.	Weihai	3 (0.37%)	33.33%	1 (0.36%)	33.33%	1.67	00:01:00	0.00%	0 (0.00%)	\$0.00 (0.00%)
45.	Quzhou	3 (0.37%)	0.00%	0 (0.00%)	0.00%	3.67	00:10:38	0.00%	0 (0.00%)	\$0.00 (0.00%)
46.	Yibin	3 (0.37%)	33.33%	1 (0.36%)	33.33%	9.33	00:06:09	0.00%	0 (0.00%)	\$0.00 (0.00%)
47.	Harbin	2 (0.25%)	100.00%	2 (0.73%)	50.00%	4.50	00:01:55	0.00%	0 (0.00%)	\$0.00 (0.00%)
48.	Qiqihar	2 (0.25%)	100.00%	2 (0.73%)	50.00%	9.50	00:03:56	0.00%	0 (0.00%)	\$0.00 (0.00%)
49.	Nantong	2 (0.25%)	100.00%	2 (0.73%)	50.00%	2.50	00:00:26	0.00%	0 (0.00%)	\$0.00 (0.00%)
50.	Jinhua	2 (0.25%)	0.00%	0 (0.00%)	100.00%	1.00	00:00:00	0.00%	0 (0.00%)	\$0.00 (0.00%)
51.	Zhoushan	2 (0.25%)	0.00%	0 (0.00%)	50.00%	1.50	00:00:07	0.00%	0 (0.00%)	\$0.00 (0.00%)
52.	Fuzhou	2 (0.25%)	100.00%	2 (0.73%)	0.00%	19.50	00:07:43	0.00%	0 (0.00%)	\$0.00 (0.00%)
53.	Longyan	2 (0.25%)	50.00%	1 (0.36%)	50.00%	2.00	00:04:48	0.00%	0 (0.00%)	\$0.00 (0.00%)
54.	Nanchang	2 (0.25%)	50.00%	1 (0.36%)	0.00%	14.00	00:41:59	0.00%	0 (0.00%)	\$0.00 (0.00%)

55.	Yantai	2 (0.25%)	50.00%	1 (0.36%)	0.00%	3.50	00:03:12	0.00%	0 (0.00%)	\$0.00 (0.00%)
56.	Zibo	2 (0.25%)	50.00%	1 (0.36%)	50.00%	77.50	00:44:52	0.00%	0 (0.00%)	\$0.00 (0.00%)
57.	Xinxiang	2 (0.25%)	50.00%	1 (0.36%)	50.00%	1.50	00:00:02	0.00%	0 (0.00%)	\$0.00 (0.00%)
58.	Xinyang	2 (0.25%)	0.00%	0 (0.00%)	50.00%	2.50	00:00:25	0.00%	0 (0.00%)	\$0.00 (0.00%)
59.	Chaozhou	2 (0.25%)	50.00%	1 (0.36%)	50.00%	3.50	00:02:01	0.00%	0 (0.00%)	\$0.00 (0.00%)
60.	Zhuhai	2 (0.25%)	50.00%	1 (0.36%)	100.00%	1.00	00:00:00	0.00%	0 (0.00%)	\$0.00 (0.00%)
61.	Xining	2 (0.25%)	0.00%	0 (0.00%)	0.00%	2.50	00:00:49	0.00%	0 (0.00%)	\$0.00 (0.00%)
62.	Qiannan	2 (0.25%)	50.00%	1 (0.36%)	50.00%	2.00	00:00:26	0.00%	0 (0.00%)	\$0.00 (0.00%)
63.	Xinzhou	2 (0.25%)	0.00%	0 (0.00%)	50.00%	1.50	00:00:04	0.00%	0 (0.00%)	\$0.00 (0.00%)
64.	Qinhuangdao	1 (0.12%)	100.00%	1 (0.36%)	0.00%	12.00	00:21:01	0.00%	0 (0.00%)	\$0.00 (0.00%)
65.	Linfen	1 (0.12%)	100.00%	1 (0.36%)	0.00%	8.00	00:01:14	0.00%	0 (0.00%)	\$0.00 (0.00%)
66.	Hohhot	1 (0.12%)	100.00%	1 (0.36%)	100.00%	1.00	00:00:00	0.00%	0 (0.00%)	\$0.00 (0.00%)
67.	Anshan	1 (0.12%)	100.00%	1 (0.36%)	0.00%	3.00	00:01:04	0.00%	0 (0.00%)	\$0.00 (0.00%)
68.	Benxi	1 (0.12%)	100.00%	1 (0.36%)	0.00%	6.00	00:14:04	0.00%	0 (0.00%)	\$0.00 (0.00%)
69.	Tieling	1 (0.12%)	100.00%	1 (0.36%)	100.00%	1.00	00:00:00	0.00%	0 (0.00%)	\$0.00 (0.00%)
70.	Mudanjiang	1 (0.12%)	100.00%	1 (0.36%)	100.00%	1.00	00:00:00	0.00%	0 (0.00%)	\$0.00 (0.00%)
71.	Lianyungang	1 (0.12%)	100.00%	1 (0.36%)	0.00%	6.00	00:02:35	0.00%	0 (0.00%)	\$0.00 (0.00%)
72.	Yancheng	1 (0.12%)	100.00%	1 (0.36%)	100.00%	1.00	00:00:00	0.00%	0 (0.00%)	\$0.00 (0.00%)
73.	Ganzhou	1 (0.12%)	100.00%	1 (0.36%)	0.00%	28.00	00:10:39	0.00%	0 (0.00%)	\$0.00 (0.00%)
74.	Liaocheng	1 (0.12%)	0.00%	0 (0.00%)	0.00%	7.00	00:04:31	0.00%	0 (0.00%)	\$0.00 (0.00%)
75.	Zhoukou	1 (0.12%)	100.00%	1 (0.36%)	0.00%	14.00	00:04:16	0.00%	0 (0.00%)	\$0.00 (0.00%)
76.	Zhumadian	1 (0.12%)	0.00%	0 (0.00%)	0.00%	5.00	00:01:19	0.00%	0 (0.00%)	\$0.00 (0.00%)
77.	Yichang	1 (0.12%)	100.00%	1 (0.36%)	100.00%	1.00	00:00:00	0.00%	0 (0.00%)	\$0.00 (0.00%)
78.	Chenzhou	1 (0.12%)	100.00%	1 (0.36%)	100.00%	1.00	00:00:00	0.00%	0 (0.00%)	\$0.00 (0.00%)
79.	Huizhou	1 (0.12%)	100.00%	1 (0.36%)	0.00%	2.00	00:09:01	0.00%	0 (0.00%)	\$0.00 (0.00%)
80.	Shantou	1 (0.12%)	100.00%	1 (0.36%)	0.00%	3.00	00:01:13	0.00%	0 (0.00%)	\$0.00 (0.00%)
81.	Guilin	1 (0.12%)	0.00%	0 (0.00%)	0.00%	12.00	00:11:50	0.00%	0 (0.00%)	\$0.00 (0.00%)
82.	Liuzhou	1 (0.12%)	100.00%	1 (0.36%)	0.00%	15.00	00:23:04	0.00%	0 (0.00%)	\$0.00 (0.00%)
83.	Kunming	1 (0.12%)	100.00%	1 (0.36%)	100.00%	1.00	00:00:00	0.00%	0 (0.00%)	\$0.00 (0.00%)
84.	Jiuquan	1 (0.12%)	100.00%	1 (0.36%)	0.00%	2.00	00:00:58	0.00%	0 (0.00%)	\$0.00 (0.00%)
85.	Lanzhou	1 (0.12%)	100.00%	1 (0.36%)	0.00%	9.00	00:06:20	0.00%	0 (0.00%)	\$0.00 (0.00%)
86.	Hechi	1 (0.12%)	100.00%	1 (0.36%)	0.00%	3.00	00:03:21	0.00%	0 (0.00%)	\$0.00 (0.00%)
87.	Chizhou	1 (0.12%)	100.00%	1 (0.36%)	0.00%	2.00	00:00:50	0.00%	0 (0.00%)	\$0.00 (0.00%)
88.	Dazhou	1 (0.12%)	100.00%	1 (0.36%)	0.00%	4.00	00:01:18	0.00%	0 (0.00%)	\$0.00 (0.00%)
89.	Hezhou	1 (0.12%)	100.00%	1 (0.36%)	0.00%	16.00	00:03:00	0.00%	0 (0.00%)	\$0.00 (0.00%)
90.	Jining	1 (0.12%)	100.00%	1 (0.36%)	0.00%	12.00	00:04:35	0.00%	0 (0.00%)	\$0.00 (0.00%)
91.	Suizhou	1 (0.12%)	100.00%	1 (0.36%)	100.00%	1.00	00:00:00	0.00%	0 (0.00%)	\$0.00 (0.00%)
92.	Tai'an	1 (0.12%)	0.00%	0 (0.00%)	0.00%	4.00	00:01:45	0.00%	0 (0.00%)	\$0.00 (0.00%)
93.	Tangshan	1 (0.12%)	100.00%	1 (0.36%)	0.00%	3.00	00:00:50	0.00%	0 (0.00%)	\$0.00 (0.00%)
94.	Yulin	1 (0.12%)	100.00%	1 (0.36%)	0.00%	21.00	00:02:53	0.00%	0 (0.00%)	\$0.00 (0.00%)

95.	Zhangjiajie	1 (0.12%)	100.00%	1 (0.36%)	100.00%	1.00	00:00:00	0.00%	0 (0.00%)	\$0.00 (0.00%)
96.	Zhenjiang	1 (0.12%)	100.00%	1 (0.36%)	0.00%	2.00	00:00:22	0.00%	0 (0.00%)	\$0.00 (0.00%)

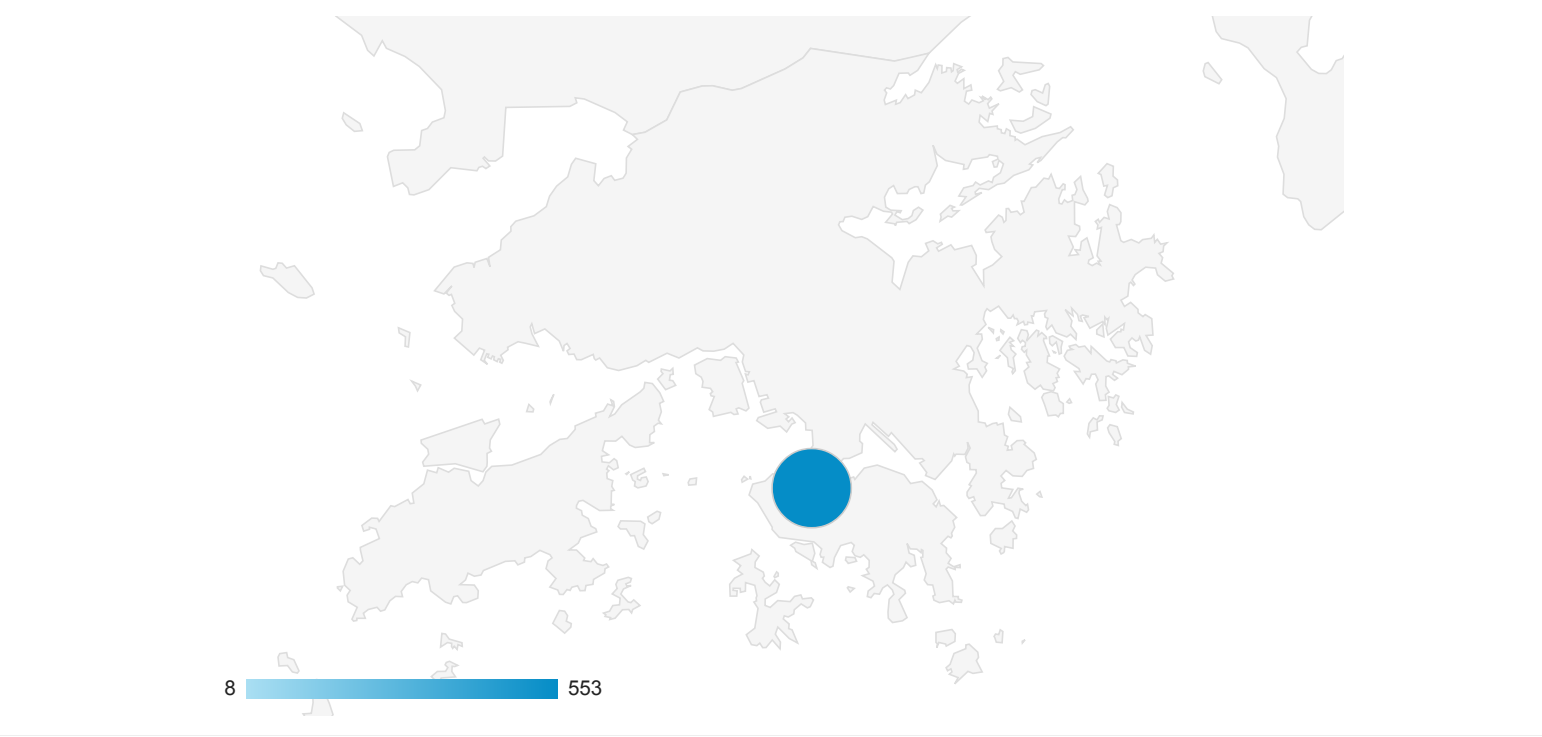
すべて » 国/地域: Hong Kong

すべてのセッション
3.39%

+ セグメント

地図表示

サマリー



市区町村	集客			行動			コンバージョン		
	セッション	新規セッション率	新規ユーザー	直帰率	ページ/セッション	平均セッション時間	コンバージョン率	目標の完了数	目標値
	561 全体に対する割合: 3.39% (16,560)	22.64% サイトの平均: 45.21% (-49.92%)	127 全体に対する割合: 1.70% (7,486)	34.05% サイトの平均: 38.45% (-11.46%)	6.23 サイトの平均: 5.39 (15.59%)	00:07:49 サイトの平均: 00:05:54 (32.36%)	0.00% サイトの平均: 0.00% (0.00%)	0 全体に対する割合: 0.00% (0)	\$0.00 全体に対する割合: 0.00% (\$0.00)
1. Hong Kong	553 (98.57%)	22.60%	125 (98.43%)	34.00%	6.25	00:07:51	0.00%	0 (0.00%)	\$0.00 (0.00%)
2. (not set)	8 (1.43%)	25.00%	2 (1.57%)	37.50%	5.12	00:04:58	0.00%	0 (0.00%)	\$0.00 (0.00%)

行: 1 - 2/2

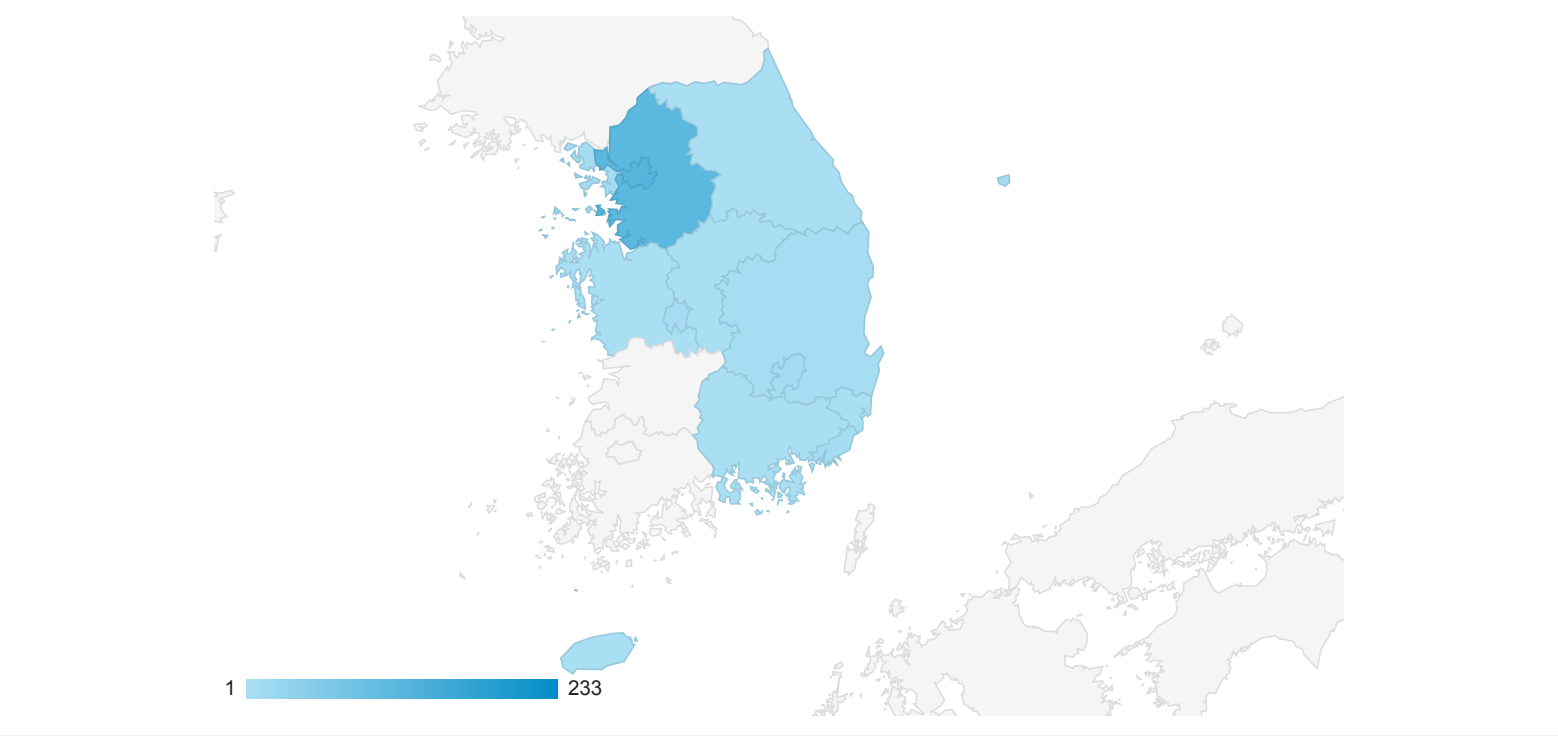
すべて » 国/地域: South Korea

すべてのセッション
3.14%

+ セグメント

地図表示

サマリー



地域	集客			行動			コンバージョン		
	セッション	新規セッション率	新規ユーザー	直帰率	ページ/セッション	平均セッション時間	コンバージョン率	目標の完了数	目標値
	520 全体に対する割合: 3.14% (16,560)	23.85% サイトの平均: 45.21% (-47.25%)	124 全体に対する割合: 1.66% (7,486)	28.27% サイトの平均: 38.45% (-26.49%)	11.62 サイトの平均: 5.39 (115.57%)	00:11:29 サイトの平均: 00:05:54 (94.52%)	0.00% サイトの平均: 0.00% (0.00%)	0 全体に対する割合: 0.00% (0)	\$0.00 全体に対する割合: 0.00% (0.00)
1. (not set)	233 (44.81%)	19.74%	46 (37.10%)	25.32%	12.05	00:13:31	0.00%	0 (0.00%)	\$0.00 (0.00%)
2. Seoul	121 (23.27%)	19.83%	24 (19.35%)	36.36%	9.14	00:10:53	0.00%	0 (0.00%)	\$0.00 (0.00%)
3. Gyeonggi-do	112 (21.54%)	19.64%	22 (17.74%)	30.36%	16.15	00:10:34	0.00%	0 (0.00%)	\$0.00 (0.00%)
4. Incheon	11 (2.12%)	45.45%	5 (4.03%)	18.18%	6.91	00:10:14	0.00%	0 (0.00%)	\$0.00 (0.00%)
5. Busan	9 (1.73%)	55.56%	5 (4.03%)	22.22%	3.44	00:00:44	0.00%	0 (0.00%)	\$0.00 (0.00%)
6. Daegu	9 (1.73%)	77.78%	7 (5.65%)	11.11%	7.56	00:06:50	0.00%	0 (0.00%)	\$0.00 (0.00%)
7. Gyeongsangbuk-do	7 (1.35%)	57.14%	4 (3.23%)	14.29%	2.57	00:01:58	0.00%	0 (0.00%)	\$0.00 (0.00%)
8. Daejeon	6 (1.15%)	0.00%	0 (0.00%)	0.00%	12.83	00:16:38	0.00%	0 (0.00%)	\$0.00 (0.00%)
9. Gangwon-do	3 (0.58%)	100.00%	3 (2.42%)	0.00%	4.33	00:00:28	0.00%	0 (0.00%)	\$0.00 (0.00%)
10. Chungcheongnam-do	3 (0.58%)	100.00%	3 (2.42%)	0.00%	8.00	00:07:02	0.00%	0 (0.00%)	\$0.00 (0.00%)
11. Ulsan	2 (0.38%)	100.00%	2 (1.61%)	50.00%	4.00	00:03:41	0.00%	0 (0.00%)	\$0.00 (0.00%)
12. Jeju-do	2 (0.38%)	50.00%	1 (0.81%)	100.00%	1.00	00:00:00	0.00%	0 (0.00%)	\$0.00 (0.00%)
13. Chungcheongbuk-do	1 (0.19%)	100.00%	1 (0.81%)	100.00%	1.00	00:00:00	0.00%	0 (0.00%)	\$0.00 (0.00%)

14.	Gyeongsangnam-do	1 (0.19%)	100.00%	1 (0.81%)	0.00%	3.00	00:00:18	0.00%	0 (0.00%)	\$0.00 (0.00%)
-----	------------------	-----------	---------	-----------	-------	------	----------	-------	-----------	----------------