

地域

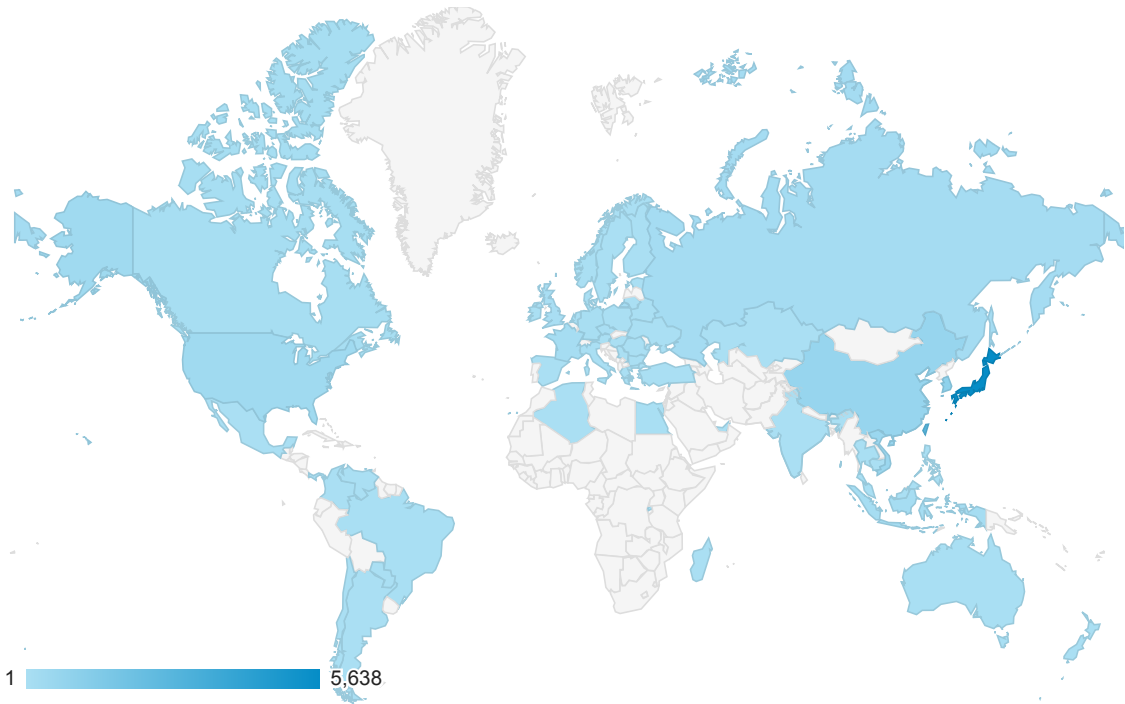
2014/04/01 - 2014/04/30

すべてのセッション  
100.00%

+ セグメント

地図表示

サマリー



国/地域	集客			行動			コンバージョン		
	セッション	新規セッション率	新規ユーザー	直帰率	ページ/セッション	平均セッション時間	コンバージョン率	目標の完了数	目標値
	12,338 全体に対する割合: 100.00% (12,338)	44.07% サイトの平均: 43.86% (0.46%)	5,437 全体に対する割合: 100.46% (5,412)	33.12% サイトの平均: 33.12% (0.00%)	6.54 サイトの平均: 6.54 (0.00%)	00:07:33 サイトの平均: 00:07:33 (0.00%)	0.00% サイトの平均: 0.00% (0.00%)	0 全体に対する割合: 0.00% (0)	\$0.00 全体に対する割合: 0.00% (\$0.00)
1. Japan	5,638 (45.70%)	52.27%	2,947 (54.20%)	32.44%	6.17	00:05:52	0.00%	0 (0.00%)	\$0.00 (0.00%)
2. Taiwan	2,807 (22.75%)	30.46%	855 (15.73%)	31.96%	6.44	00:09:00	0.00%	0 (0.00%)	\$0.00 (0.00%)
3. South Korea	915 (7.42%)	30.16%	276 (5.08%)	27.65%	10.14	00:12:01	0.00%	0 (0.00%)	\$0.00 (0.00%)
4. China	663 (5.37%)	41.33%	274 (5.04%)	30.32%	6.66	00:07:50	0.00%	0 (0.00%)	\$0.00 (0.00%)
5. Vietnam	530 (4.30%)	60.00%	318 (5.85%)	38.87%	4.88	00:04:55	0.00%	0 (0.00%)	\$0.00 (0.00%)
6. Hong Kong	373 (3.02%)	29.49%	110 (2.02%)	32.44%	6.06	00:06:17	0.00%	0 (0.00%)	\$0.00 (0.00%)
7. United States	340 (2.76%)	44.41%	151 (2.78%)	35.59%	5.99	00:16:40	0.00%	0 (0.00%)	\$0.00 (0.00%)
8. Russia	178 (1.44%)	20.79%	37 (0.68%)	43.26%	3.12	00:07:32	0.00%	0 (0.00%)	\$0.00 (0.00%)
9. France	153 (1.24%)	35.29%	54 (0.99%)	35.95%	16.00	00:17:15	0.00%	0 (0.00%)	\$0.00 (0.00%)
10. Indonesia	140 (1.13%)	90.71%	127 (2.34%)	64.29%	1.97	00:01:26	0.00%	0 (0.00%)	\$0.00 (0.00%)
11. Canada	100 (0.81%)	29.00%	29 (0.53%)	43.00%	6.27	00:09:14	0.00%	0 (0.00%)	\$0.00 (0.00%)
12. Germany	72 (0.58%)	26.39%	19 (0.35%)	19.44%	8.89	00:10:31	0.00%	0 (0.00%)	\$0.00 (0.00%)

13.	Singapore	51 (0.41%)	15.69%	8 (0.15%)	64.71%	2.65	00:05:23	0.00%	0 (0.00%)	\$0.00 (0.00%)
14.	United Kingdom	46 (0.37%)	65.22%	30 (0.55%)	26.09%	9.48	00:08:44	0.00%	0 (0.00%)	\$0.00 (0.00%)
15.	Czech Republic	36 (0.29%)	11.11%	4 (0.07%)	19.44%	21.47	00:11:10	0.00%	0 (0.00%)	\$0.00 (0.00%)
16.	(not set)	31 (0.25%)	100.00%	31 (0.57%)	64.52%	1.71	00:01:21	0.00%	0 (0.00%)	\$0.00 (0.00%)
17.	Brazil	27 (0.22%)	59.26%	16 (0.29%)	62.96%	3.33	00:01:47	0.00%	0 (0.00%)	\$0.00 (0.00%)
18.	Thailand	24 (0.19%)	45.83%	11 (0.20%)	45.83%	7.29	00:04:09	0.00%	0 (0.00%)	\$0.00 (0.00%)
19.	Australia	21 (0.17%)	71.43%	15 (0.28%)	57.14%	2.14	00:02:54	0.00%	0 (0.00%)	\$0.00 (0.00%)
20.	Egypt	21 (0.17%)	47.62%	10 (0.18%)	14.29%	4.24	00:04:02	0.00%	0 (0.00%)	\$0.00 (0.00%)
21.	Finland	16 (0.13%)	87.50%	14 (0.26%)	31.25%	3.50	00:02:44	0.00%	0 (0.00%)	\$0.00 (0.00%)
22.	India	14 (0.11%)	64.29%	9 (0.17%)	50.00%	4.00	00:01:38	0.00%	0 (0.00%)	\$0.00 (0.00%)
23.	Poland	13 (0.11%)	53.85%	7 (0.13%)	38.46%	3.69	00:02:27	0.00%	0 (0.00%)	\$0.00 (0.00%)
24.	Macau	12 (0.10%)	75.00%	9 (0.17%)	25.00%	15.17	00:09:44	0.00%	0 (0.00%)	\$0.00 (0.00%)
25.	Sweden	12 (0.10%)	33.33%	4 (0.07%)	58.33%	3.08	00:04:19	0.00%	0 (0.00%)	\$0.00 (0.00%)
26.	Malaysia	11 (0.09%)	54.55%	6 (0.11%)	54.55%	2.64	00:00:48	0.00%	0 (0.00%)	\$0.00 (0.00%)
27.	Romania	11 (0.09%)	18.18%	2 (0.04%)	36.36%	3.18	00:02:05	0.00%	0 (0.00%)	\$0.00 (0.00%)
28.	Estonia	8 (0.06%)	100.00%	8 (0.15%)	50.00%	1.50	00:00:36	0.00%	0 (0.00%)	\$0.00 (0.00%)
29.	Italy	8 (0.06%)	75.00%	6 (0.11%)	37.50%	7.50	00:03:21	0.00%	0 (0.00%)	\$0.00 (0.00%)
30.	Norway	6 (0.05%)	33.33%	2 (0.04%)	16.67%	6.83	00:13:36	0.00%	0 (0.00%)	\$0.00 (0.00%)
31.	Ukraine	6 (0.05%)	100.00%	6 (0.11%)	66.67%	2.17	00:01:23	0.00%	0 (0.00%)	\$0.00 (0.00%)
32.	Spain	4 (0.03%)	100.00%	4 (0.07%)	25.00%	3.75	00:05:25	0.00%	0 (0.00%)	\$0.00 (0.00%)
33.	Kazakhstan	4 (0.03%)	75.00%	3 (0.06%)	75.00%	1.50	00:00:21	0.00%	0 (0.00%)	\$0.00 (0.00%)
34.	Netherlands	4 (0.03%)	50.00%	2 (0.04%)	50.00%	7.00	00:10:05	0.00%	0 (0.00%)	\$0.00 (0.00%)
35.	Serbia	4 (0.03%)	0.00%	0 (0.00%)	25.00%	10.75	00:07:47	0.00%	0 (0.00%)	\$0.00 (0.00%)
36.	Denmark	3 (0.02%)	33.33%	1 (0.02%)	0.00%	18.00	00:03:56	0.00%	0 (0.00%)	\$0.00 (0.00%)
37.	Hungary	3 (0.02%)	33.33%	1 (0.02%)	0.00%	4.00	00:09:22	0.00%	0 (0.00%)	\$0.00 (0.00%)
38.	Argentina	2 (0.02%)	100.00%	2 (0.04%)	0.00%	2.50	00:02:36	0.00%	0 (0.00%)	\$0.00 (0.00%)
39.	Chile	2 (0.02%)	100.00%	2 (0.04%)	0.00%	2.50	00:02:34	0.00%	0 (0.00%)	\$0.00 (0.00%)
40.	Colombia	2 (0.02%)	100.00%	2 (0.04%)	0.00%	3.00	00:00:33	0.00%	0 (0.00%)	\$0.00 (0.00%)
41.	Greece	2 (0.02%)	100.00%	2 (0.04%)	0.00%	4.00	00:01:15	0.00%	0 (0.00%)	\$0.00 (0.00%)
42.	Ireland	2 (0.02%)	100.00%	2 (0.04%)	50.00%	7.00	00:08:31	0.00%	0 (0.00%)	\$0.00 (0.00%)
43.	Cambodia	2 (0.02%)	100.00%	2 (0.04%)	50.00%	2.50	00:00:41	0.00%	0 (0.00%)	\$0.00 (0.00%)
44.	Lithuania	2 (0.02%)	100.00%	2 (0.04%)	50.00%	1.50	00:00:06	0.00%	0 (0.00%)	\$0.00 (0.00%)
45.	Madagascar	2 (0.02%)	50.00%	1 (0.02%)	50.00%	2.00	00:01:38	0.00%	0 (0.00%)	\$0.00 (0.00%)
46.	Mexico	2 (0.02%)	100.00%	2 (0.04%)	50.00%	5.50	00:01:56	0.00%	0 (0.00%)	\$0.00 (0.00%)
47.	New Zealand	2 (0.02%)	100.00%	2 (0.04%)	0.00%	4.00	00:00:33	0.00%	0 (0.00%)	\$0.00 (0.00%)
48.	Philippines	2 (0.02%)	50.00%	1 (0.02%)	0.00%	4.00	00:08:13	0.00%	0 (0.00%)	\$0.00 (0.00%)

49.	Turkey	2 (0.02%)	100.00%	2 (0.04%)	50.00%	1.50	00:00:06	0.00%	0 (0.00%)	\$0.00 (0.00%)
50.	United Arab Emirates	1 (0.01%)	100.00%	1 (0.02%)	0.00%	2.00	00:00:22	0.00%	0 (0.00%)	\$0.00 (0.00%)
51.	Austria	1 (0.01%)	100.00%	1 (0.02%)	0.00%	2.00	00:00:22	0.00%	0 (0.00%)	\$0.00 (0.00%)
52.	Bulgaria	1 (0.01%)	100.00%	1 (0.02%)	0.00%	3.00	00:01:05	0.00%	0 (0.00%)	\$0.00 (0.00%)
53.	Belarus	1 (0.01%)	100.00%	1 (0.02%)	100.00%	1.00	00:00:00	0.00%	0 (0.00%)	\$0.00 (0.00%)
54.	Algeria	1 (0.01%)	100.00%	1 (0.02%)	0.00%	3.00	00:01:15	0.00%	0 (0.00%)	\$0.00 (0.00%)
55.	Panama	1 (0.01%)	100.00%	1 (0.02%)	0.00%	3.00	00:01:44	0.00%	0 (0.00%)	\$0.00 (0.00%)
56.	Paraguay	1 (0.01%)	100.00%	1 (0.02%)	0.00%	20.00	00:23:42	0.00%	0 (0.00%)	\$0.00 (0.00%)
57.	Rwanda	1 (0.01%)	100.00%	1 (0.02%)	100.00%	1.00	00:00:00	0.00%	0 (0.00%)	\$0.00 (0.00%)
58.	Venezuela	1 (0.01%)	100.00%	1 (0.02%)	0.00%	2.00	00:00:19	0.00%	0 (0.00%)	\$0.00 (0.00%)

地域

2014/04/01 - 2014/04/30

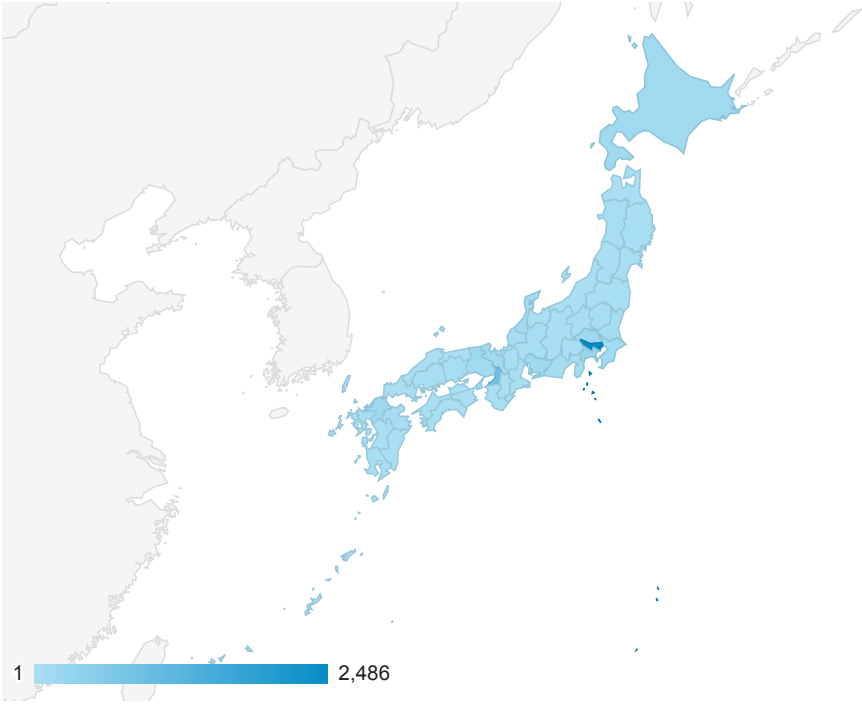
すべて » 国/地域: Japan

すべてのセッション  
45.70%

+ セグメント

地図表示

サマリー



地域	集客			行動			コンバージョン		
	セッション	新規セッション率	新規ユーザー	直帰率	ページ/セッション	平均セッション時間	コンバージョン率	目標の完了数	目標値
	5,638 全体に対する割合: 45.70% (12,338)	52.27% サイトの平均: 43.86% (19.16%)	2,947 全体に対する割合: 54.45% (5,412)	32.44% サイトの平均: 33.12% (-2.04%)	6.17 サイトの平均: 6.54 (-5.56%)	00:05:52 サイトの平均: 00:07:33 (-22.18%)	0.00% サイトの平均: 0.00% (0.00%)	0 全体に対する割合: 0.00% (0)	\$0.00 全体に対する割合: 0.00% (\$0.00)
1. Tokyo	2,486 (44.09%)	55.67%	1,384 (46.96%)	35.00%	5.41	00:04:25	0.00%	0 (0.00%)	\$0.00 (0.00%)
2. Osaka Prefecture	869 (15.41%)	41.31%	359 (12.18%)	30.61%	7.96	00:07:00	0.00%	0 (0.00%)	\$0.00 (0.00%)
3. Kanagawa	273 (4.84%)	59.71%	163 (5.53%)	28.21%	6.34	00:05:21	0.00%	0 (0.00%)	\$0.00 (0.00%)
4. Saitama	195 (3.46%)	54.87%	107 (3.63%)	32.31%	6.14	00:06:15	0.00%	0 (0.00%)	\$0.00 (0.00%)
5. Aichi	176 (3.12%)	55.68%	98 (3.33%)	26.70%	5.72	00:05:21	0.00%	0 (0.00%)	\$0.00 (0.00%)
6. Fukuoka	171 (3.03%)	69.59%	119 (4.04%)	26.90%	6.96	00:06:11	0.00%	0 (0.00%)	\$0.00 (0.00%)
7. Hokkaido	163 (2.89%)	28.83%	47 (1.59%)	17.79%	9.21	00:14:19	0.00%	0 (0.00%)	\$0.00 (0.00%)
8. Hyogo Prefecture	146 (2.59%)	40.41%	59 (2.00%)	33.56%	7.53	00:08:52	0.00%	0 (0.00%)	\$0.00 (0.00%)
9. Chiba	135 (2.39%)	60.74%	82 (2.78%)	30.37%	5.35	00:04:02	0.00%	0 (0.00%)	\$0.00 (0.00%)
10. Kyoto Prefecture	135 (2.39%)	37.78%	51 (1.73%)	40.74%	7.37	00:07:22	0.00%	0 (0.00%)	\$0.00 (0.00%)
11. Ishikawa	129 (2.29%)	5.43%	7 (0.24%)	31.78%	3.98	00:19:11	0.00%	0 (0.00%)	\$0.00 (0.00%)
12. Shizuoka	70 (1.24%)	45.71%	32 (1.09%)	28.57%	4.89	00:03:14	0.00%	0 (0.00%)	\$0.00 (0.00%)
13. Ibaraki	65 (1.15%)	53.85%	35 (1.19%)	32.31%	6.72	00:06:09	0.00%	0 (0.00%)	\$0.00 (0.00%)

14.	Oita Prefecture	<b>56</b> (0.99%)	73.21%	<b>41</b> (1.39%)	37.50%	6.46	00:02:07	0.00%	<b>0</b> (0.00%)	<b>\$0.00</b> (0.00%)
15.	Fukui	<b>48</b> (0.85%)	16.67%	<b>8</b> (0.27%)	12.50%	8.77	00:24:30	0.00%	<b>0</b> (0.00%)	<b>\$0.00</b> (0.00%)
16.	Miyagi	<b>39</b> (0.69%)	48.72%	<b>19</b> (0.64%)	43.59%	6.64	00:05:38	0.00%	<b>0</b> (0.00%)	<b>\$0.00</b> (0.00%)
17.	Gifu	<b>39</b> (0.69%)	46.15%	<b>18</b> (0.61%)	25.64%	4.44	00:05:23	0.00%	<b>0</b> (0.00%)	<b>\$0.00</b> (0.00%)
18.	Hiroshima	<b>37</b> (0.66%)	70.27%	<b>26</b> (0.88%)	43.24%	3.76	00:01:48	0.00%	<b>0</b> (0.00%)	<b>\$0.00</b> (0.00%)
19.	Tochigi	<b>34</b> (0.60%)	55.88%	<b>19</b> (0.64%)	23.53%	4.59	00:01:53	0.00%	<b>0</b> (0.00%)	<b>\$0.00</b> (0.00%)
20.	Akita	<b>28</b> (0.50%)	50.00%	<b>14</b> (0.48%)	53.57%	2.50	00:01:44	0.00%	<b>0</b> (0.00%)	<b>\$0.00</b> (0.00%)
21.	Gunma	<b>28</b> (0.50%)	71.43%	<b>20</b> (0.68%)	35.71%	9.57	00:02:41	0.00%	<b>0</b> (0.00%)	<b>\$0.00</b> (0.00%)
22.	Okayama	<b>27</b> (0.48%)	55.56%	<b>15</b> (0.51%)	18.52%	10.41	00:09:45	0.00%	<b>0</b> (0.00%)	<b>\$0.00</b> (0.00%)
23.	Niigata	<b>23</b> (0.41%)	73.91%	<b>17</b> (0.58%)	30.43%	6.17	00:04:20	0.00%	<b>0</b> (0.00%)	<b>\$0.00</b> (0.00%)
24.	Nagano	<b>23</b> (0.41%)	82.61%	<b>19</b> (0.64%)	34.78%	5.70	00:05:13	0.00%	<b>0</b> (0.00%)	<b>\$0.00</b> (0.00%)
25.	Nara	<b>23</b> (0.41%)	43.48%	<b>10</b> (0.34%)	26.09%	4.35	00:03:50	0.00%	<b>0</b> (0.00%)	<b>\$0.00</b> (0.00%)
26.	Kumamoto	<b>22</b> (0.39%)	77.27%	<b>17</b> (0.58%)	31.82%	4.59	00:02:33	0.00%	<b>0</b> (0.00%)	<b>\$0.00</b> (0.00%)
27.	Okinawa	<b>17</b> (0.30%)	82.35%	<b>14</b> (0.48%)	41.18%	8.29	00:04:18	0.00%	<b>0</b> (0.00%)	<b>\$0.00</b> (0.00%)
28.	Shiga	<b>16</b> (0.28%)	62.50%	<b>10</b> (0.34%)	37.50%	5.62	00:03:04	0.00%	<b>0</b> (0.00%)	<b>\$0.00</b> (0.00%)
29.	Fukushima	<b>14</b> (0.25%)	71.43%	<b>10</b> (0.34%)	42.86%	4.00	00:02:36	0.00%	<b>0</b> (0.00%)	<b>\$0.00</b> (0.00%)
30.	Ehime	<b>14</b> (0.25%)	78.57%	<b>11</b> (0.37%)	28.57%	4.07	00:01:19	0.00%	<b>0</b> (0.00%)	<b>\$0.00</b> (0.00%)
31.	Iwate	<b>13</b> (0.23%)	100.00%	<b>13</b> (0.44%)	38.46%	4.08	00:00:42	0.00%	<b>0</b> (0.00%)	<b>\$0.00</b> (0.00%)
32.	Toyama	<b>12</b> (0.21%)	75.00%	<b>9</b> (0.31%)	50.00%	4.17	00:02:33	0.00%	<b>0</b> (0.00%)	<b>\$0.00</b> (0.00%)
33.	Wakayama	<b>12</b> (0.21%)	66.67%	<b>8</b> (0.27%)	25.00%	6.67	00:03:15	0.00%	<b>0</b> (0.00%)	<b>\$0.00</b> (0.00%)
34.	Nagasaki	<b>12</b> (0.21%)	91.67%	<b>11</b> (0.37%)	41.67%	5.17	00:01:55	0.00%	<b>0</b> (0.00%)	<b>\$0.00</b> (0.00%)
35.	Kagoshima	<b>12</b> (0.21%)	100.00%	<b>12</b> (0.41%)	25.00%	6.83	00:02:01	0.00%	<b>0</b> (0.00%)	<b>\$0.00</b> (0.00%)
36.	Yamaguchi	<b>11</b> (0.20%)	81.82%	<b>9</b> (0.31%)	36.36%	4.27	00:00:41	0.00%	<b>0</b> (0.00%)	<b>\$0.00</b> (0.00%)
37.	Kochi Prefecture	<b>10</b> (0.18%)	70.00%	<b>7</b> (0.24%)	30.00%	10.50	00:05:00	0.00%	<b>0</b> (0.00%)	<b>\$0.00</b> (0.00%)
38.	Aomori	<b>8</b> (0.14%)	100.00%	<b>8</b> (0.27%)	25.00%	3.88	00:01:00	0.00%	<b>0</b> (0.00%)	<b>\$0.00</b> (0.00%)
39.	Mie	<b>8</b> (0.14%)	87.50%	<b>7</b> (0.24%)	12.50%	6.38	00:02:17	0.00%	<b>0</b> (0.00%)	<b>\$0.00</b> (0.00%)
40.	Kagawa	<b>8</b> (0.14%)	87.50%	<b>7</b> (0.24%)	50.00%	7.75	00:08:37	0.00%	<b>0</b> (0.00%)	<b>\$0.00</b> (0.00%)
41.	Miyazaki	<b>8</b> (0.14%)	75.00%	<b>6</b> (0.20%)	12.50%	5.50	00:01:06	0.00%	<b>0</b> (0.00%)	<b>\$0.00</b> (0.00%)
42.	Yamagata	<b>5</b> (0.09%)	100.00%	<b>5</b> (0.17%)	40.00%	4.00	00:01:15	0.00%	<b>0</b> (0.00%)	<b>\$0.00</b> (0.00%)
43.	Tokushima	<b>5</b> (0.09%)	60.00%	<b>3</b> (0.10%)	40.00%	3.20	00:00:34	0.00%	<b>0</b> (0.00%)	<b>\$0.00</b> (0.00%)
44.	Shimane	<b>4</b> (0.07%)	75.00%	<b>3</b> (0.10%)	25.00%	3.25	00:00:31	0.00%	<b>0</b> (0.00%)	<b>\$0.00</b> (0.00%)
45.	Yamanashi	<b>3</b> (0.05%)	66.67%	<b>2</b> (0.07%)	0.00%	3.00	00:00:32	0.00%	<b>0</b> (0.00%)	<b>\$0.00</b> (0.00%)
46.	Tottori	<b>3</b> (0.05%)	100.00%	<b>3</b> (0.10%)	66.67%	1.67	00:00:05	0.00%	<b>0</b> (0.00%)	<b>\$0.00</b> (0.00%)
47.	(not set)	<b>2</b> (0.04%)	100.00%	<b>2</b> (0.07%)	50.00%	3.50	00:00:15	0.00%	<b>0</b> (0.00%)	<b>\$0.00</b> (0.00%)
48.	Saga	<b>1</b> (0.02%)	100.00%	<b>1</b> (0.03%)	0.00%	4.00	00:01:29	0.00%	<b>0</b> (0.00%)	<b>\$0.00</b> (0.00%)



すべて » 国/地域: Taiwan



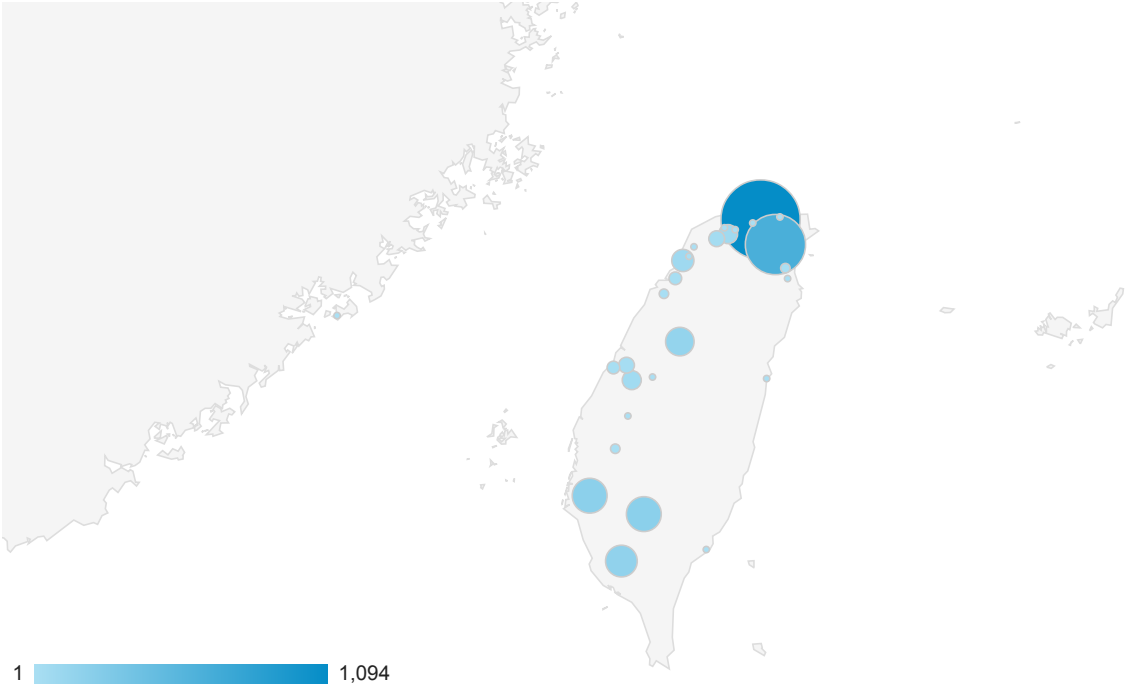
すべてのセッション  
22.75%



+ セグメント

地図表示

サマリー



市区町村	集客			行動			コンバージョン		
	セッション	新規セッション率	新規ユーザー	直帰率	ページ/セッション	平均セッション時間	コンバージョン率	目標の完了数	目標値
	2,807 全体に対する割合: 22.75% (12,338)	30.46% サイトの平均: 43.86% (-30.56%)	855 全体に対する割合: 15.80% (5,412)	31.96% サイトの平均: 33.12% (-3.51%)	6.44 サイトの平均: 6.54 (-1.53%)	00:09:00 サイトの平均: 00:07:33 (19.31%)	0.00% サイトの平均: 0.00% (0.00%)	0 全体に対する割合: 0.00% (0)	\$0.00 全体に対する割合: 0.00% (\$0.00)
1. Taipei City	1,094 (38.97%)	30.16%	330 (38.60%)	39.21%	5.21	00:07:31	0.00%	0 (0.00%)	\$0.00 (0.00%)
2. New Taipei City	638 (22.73%)	35.11%	224 (26.20%)	25.24%	7.26	00:10:30	0.00%	0 (0.00%)	\$0.00 (0.00%)
3. Kaohsiung City	206 (7.34%)	33.50%	69 (8.07%)	17.48%	7.28	00:07:40	0.00%	0 (0.00%)	\$0.00 (0.00%)
4. Tainan City	198 (7.05%)	21.72%	43 (5.03%)	42.42%	4.51	00:11:43	0.00%	0 (0.00%)	\$0.00 (0.00%)
5. Pingtung City	169 (6.02%)	11.24%	19 (2.22%)	9.47%	7.09	00:08:55	0.00%	0 (0.00%)	\$0.00 (0.00%)
6. Taichung City	145 (5.17%)	42.07%	61 (7.13%)	30.34%	5.30	00:05:20	0.00%	0 (0.00%)	\$0.00 (0.00%)
7. Hsinchu City	76 (2.71%)	25.00%	19 (2.22%)	52.63%	3.55	00:04:53	0.00%	0 (0.00%)	\$0.00 (0.00%)
8. Taoyuan City	64 (2.28%)	29.69%	19 (2.22%)	18.75%	7.64	00:11:21	0.00%	0 (0.00%)	\$0.00 (0.00%)
9. Yuanlin Township	58 (2.07%)	6.90%	4 (0.47%)	22.41%	20.76	00:35:15	0.00%	0 (0.00%)	\$0.00 (0.00%)
10. Zhongli City	41 (1.46%)	48.78%	20 (2.34%)	29.27%	19.93	00:07:53	0.00%	0 (0.00%)	\$0.00 (0.00%)

11.	Changhua City	30 (1.07%)	33.33%	10 (1.17%)	23.33%	6.03	00:06:49	0.00%	0 (0.00%)	\$0.00 (0.00%)
12.	Toufen Township	19 (0.68%)	26.32%	5 (0.58%)	84.21%	3.58	00:00:49	0.00%	0 (0.00%)	\$0.00 (0.00%)
13.	Lugang Township	19 (0.68%)	15.79%	3 (0.35%)	73.68%	1.63	00:02:40	0.00%	0 (0.00%)	\$0.00 (0.00%)
14.	Miaoli City	11 (0.39%)	18.18%	2 (0.23%)	18.18%	12.55	00:26:37	0.00%	0 (0.00%)	\$0.00 (0.00%)
15.	Yilan City	7 (0.25%)	71.43%	5 (0.58%)	14.29%	6.86	00:09:01	0.00%	0 (0.00%)	\$0.00 (0.00%)
16.	Chiayi City	5 (0.18%)	80.00%	4 (0.47%)	20.00%	5.20	00:02:47	0.00%	0 (0.00%)	\$0.00 (0.00%)
17.	Luodong Township	4 (0.14%)	50.00%	2 (0.23%)	0.00%	2.75	00:00:42	0.00%	0 (0.00%)	\$0.00 (0.00%)
18.	Guishan Township	4 (0.14%)	50.00%	2 (0.23%)	50.00%	5.25	00:07:22	0.00%	0 (0.00%)	\$0.00 (0.00%)
19.	Hualian City	4 (0.14%)	100.00%	4 (0.47%)	75.00%	6.75	00:03:46	0.00%	0 (0.00%)	\$0.00 (0.00%)
20.	Taitung City	3 (0.11%)	33.33%	1 (0.12%)	66.67%	2.33	00:00:19	0.00%	0 (0.00%)	\$0.00 (0.00%)
21.	Zhubei City	3 (0.11%)	33.33%	1 (0.12%)	0.00%	3.33	00:01:44	0.00%	0 (0.00%)	\$0.00 (0.00%)
22.	Keelung City	2 (0.07%)	50.00%	1 (0.12%)	0.00%	2.00	00:00:12	0.00%	0 (0.00%)	\$0.00 (0.00%)
23.	Douliu City	2 (0.07%)	100.00%	2 (0.23%)	50.00%	1.50	00:01:01	0.00%	0 (0.00%)	\$0.00 (0.00%)
24.	Sanzhong District	1 (0.04%)	100.00%	1 (0.12%)	100.00%	1.00	00:00:00	0.00%	0 (0.00%)	\$0.00 (0.00%)
25.	Jincheng Township	1 (0.04%)	100.00%	1 (0.12%)	0.00%	7.00	00:01:03	0.00%	0 (0.00%)	\$0.00 (0.00%)
26.	Luzhu Township	1 (0.04%)	100.00%	1 (0.12%)	0.00%	3.00	00:00:24	0.00%	0 (0.00%)	\$0.00 (0.00%)
27.	Hukou Township	1 (0.04%)	100.00%	1 (0.12%)	0.00%	3.00	00:00:45	0.00%	0 (0.00%)	\$0.00 (0.00%)
28.	Caotun Township	1 (0.04%)	100.00%	1 (0.12%)	0.00%	4.00	00:02:25	0.00%	0 (0.00%)	\$0.00 (0.00%)



地域

2014/04/01 - 2014/04/30

すべて » 国/地域: South Korea



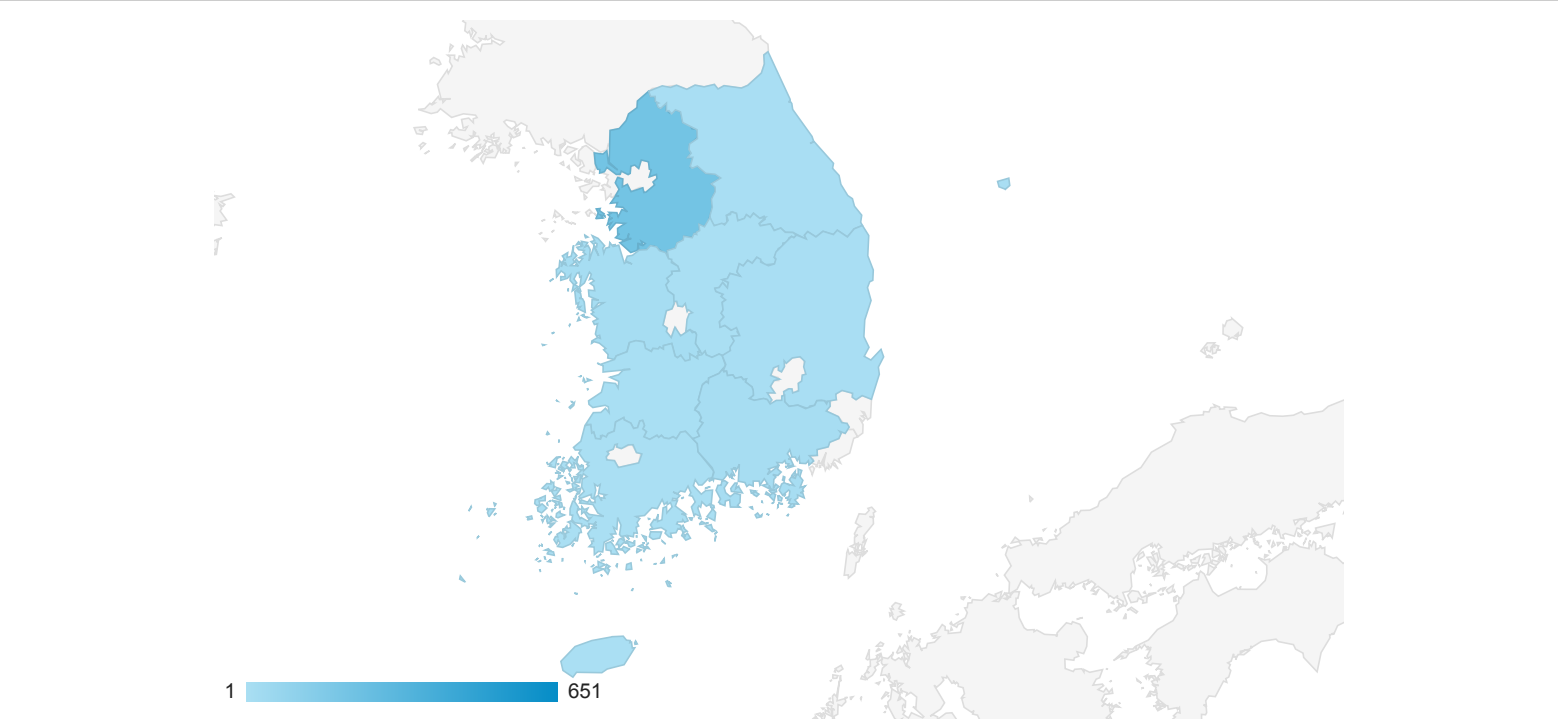
すべてのセッション  
7.42%



+ セグメント

地図表示

サマリー



地域	集客			行動			コンバージョン		
	セッション	新規セッション率	新規ユーザー	直帰率	ページ/セッション	平均セッション時間	コンバージョン率	目標の完了数	目標値
	915 全体に対する割合: 7.42% (12,338)	30.16% サイトの平均: 43.86% (-31.23%)	276 全体に対する割合: 5.10% (5,412)	27.65% サイトの平均: 33.12% (-16.51%)	10.14 サイトの平均: 6.54 (55.20%)	00:12:01 サイトの平均: 00:07:33 (59.24%)	0.00% サイトの平均: 0.00% (0.00%)	0 全体に対する割合: 0.00% (0)	\$0.00 全体に対する割合: 0.00% (0.00)
1. (not set)	651 (71.15%)	33.64%	219 (79.35%)	29.03%	10.55	00:09:37	0.00%	0 (0.00%)	\$0.00 (0.00%)
2. Gyeonggi-do	218 (23.83%)	17.43%	38 (13.77%)	25.23%	8.91	00:18:58	0.00%	0 (0.00%)	\$0.00 (0.00%)
3. Chungcheongnam-do	15 (1.64%)	40.00%	6 (2.17%)	6.67%	10.27	00:19:13	0.00%	0 (0.00%)	\$0.00 (0.00%)
4. Gyeongsangnam-do	13 (1.42%)	30.77%	4 (1.45%)	30.77%	5.08	00:02:52	0.00%	0 (0.00%)	\$0.00 (0.00%)
5. Gyeongsangbuk-do	6 (0.66%)	33.33%	2 (0.72%)	0.00%	22.50	00:28:46	0.00%	0 (0.00%)	\$0.00 (0.00%)
6. Gangwon-do	5 (0.55%)	80.00%	4 (1.45%)	40.00%	10.40	00:08:14	0.00%	0 (0.00%)	\$0.00 (0.00%)
7. Jeollabuk-do	3 (0.33%)	66.67%	2 (0.72%)	33.33%	5.33	00:05:35	0.00%	0 (0.00%)	\$0.00 (0.00%)
8. Chungcheongbuk-do	2 (0.22%)	50.00%	1 (0.36%)	50.00%	18.50	00:11:39	0.00%	0 (0.00%)	\$0.00 (0.00%)
9. Jeollanam-do	1 (0.11%)	0.00%	0 (0.00%)	0.00%	4.00	00:06:11	0.00%	0 (0.00%)	\$0.00 (0.00%)
10. Jeju-do	1 (0.11%)	0.00%	0 (0.00%)	0.00%	7.00	00:06:45	0.00%	0 (0.00%)	\$0.00 (0.00%)



地域

2014/04/01 - 2014/04/30

すべて » 国/地域: China



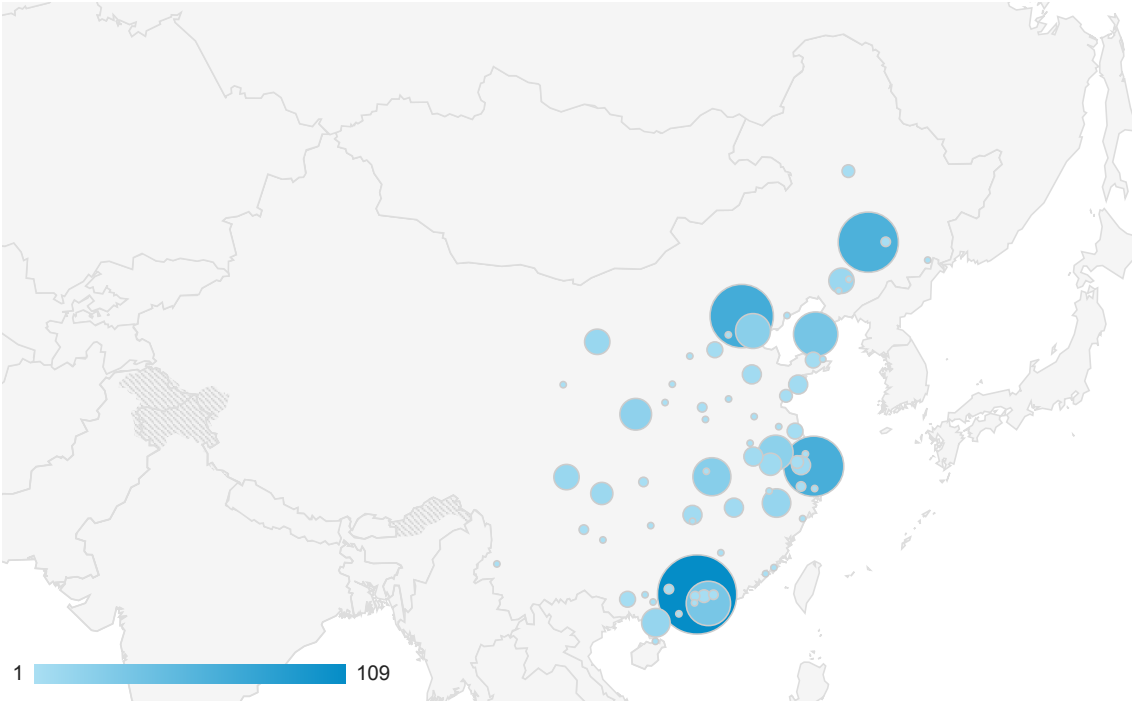
すべてのセッション  
5.37%



+ セグメント

地図表示

サマリー



市区町村	集客			行動			コンバージョン		
	セッション	新規セッション率	新規ユーザー	直帰率	ページ/セッション	平均セッション時間	コンバージョン率	目標の完了数	目標値
	663 全体に対する割合: 5.37% (12,338)	41.33% サイトの平均: 43.86% (-5.78%)	274 全体に対する割合: 5.06% (5,412)	30.32% サイトの平均: 33.12% (-8.46%)	6.66 サイトの平均: 6.54 (1.91%)	00:07:50 サイトの平均: 00:07:33 (3.85%)	0.00% サイトの平均: 0.00% (0.00%)	0 全体に対する割合: 0.00% (0)	\$0.00 全体に対する割合: 0.00% (\$0.00)
1. <a href="#">Guangzhou</a>	109 (16.44%)	41.28%	45 (16.42%)	32.11%	5.63	00:05:17	0.00%	0 (0.00%)	\$0.00 (0.00%)
2. <a href="#">Beijing</a>	68 (10.26%)	45.59%	31 (11.31%)	26.47%	5.85	00:06:30	0.00%	0 (0.00%)	\$0.00 (0.00%)
3. <a href="#">Shanghai</a>	65 (9.80%)	50.77%	33 (12.04%)	30.77%	10.35	00:11:41	0.00%	0 (0.00%)	\$0.00 (0.00%)
4. <a href="#">Changchun</a>	62 (9.35%)	20.97%	13 (4.74%)	16.13%	9.27	00:12:53	0.00%	0 (0.00%)	\$0.00 (0.00%)
5. <a href="#">Dalian</a>	35 (5.28%)	28.57%	10 (3.65%)	20.00%	6.51	00:10:37	0.00%	0 (0.00%)	\$0.00 (0.00%)
6. <a href="#">Shenzhen</a>	34 (5.13%)	50.00%	17 (6.20%)	35.29%	4.68	00:03:28	0.00%	0 (0.00%)	\$0.00 (0.00%)
7. <a href="#">Wuhan</a>	24 (3.62%)	45.83%	11 (4.01%)	33.33%	7.17	00:13:33	0.00%	0 (0.00%)	\$0.00 (0.00%)
8. <a href="#">Tianjin</a>	22 (3.32%)	40.91%	9 (3.28%)	22.73%	6.18	00:06:52	0.00%	0 (0.00%)	\$0.00 (0.00%)
9. <a href="#">Nanjing</a>	20 (3.02%)	5.00%	1 (0.36%)	100.00%	1.00	00:00:00	0.00%	0 (0.00%)	\$0.00 (0.00%)
10. <a href="#">Xi'an</a>	19 (2.87%)	5.26%	1 (0.36%)	15.79%	3.68	00:06:24	0.00%	0 (0.00%)	\$0.00 (0.00%)
11. <a href="#">Zhanjiang</a>	14 (2.11%)	64.29%	9 (3.28%)	28.57%	4.43	00:02:17	0.00%	0 (0.00%)	\$0.00 (0.00%)
12. <a href="#">Quzhou</a>	14 (2.11%)	14.29%	2 (0.73%)	14.29%	14.36	00:21:35	0.00%	0 (0.00%)	\$0.00 (0.00%)
13. <a href="#">Chengdu</a>	12 (1.81%)	75.00%	9 (3.28%)	50.00%	4.00	00:03:48	0.00%	0 (0.00%)	\$0.00 (0.00%)
14. <a href="#">Yinchuan</a>	12 (1.81%)	0.00%	0 (0.00%)	0.00%	3.83	00:05:39	0.00%	0 (0.00%)	\$0.00 (0.00%)

15.	Shenyang	11 (1.66%)	72.73%	8 (2.92%)	54.55%	4.00	00:04:25	0.00%	0 (0.00%)	\$0.00 (0.00%)
16.	Chongqing	10 (1.51%)	20.00%	2 (0.73%)	40.00%	2.70	00:08:47	0.00%	0 (0.00%)	\$0.00 (0.00%)
17.	(not set)	8 (1.21%)	0.00%	0 (0.00%)	12.50%	4.38	00:03:26	0.00%	0 (0.00%)	\$0.00 (0.00%)
18.	Wuhu	8 (1.21%)	12.50%	1 (0.36%)	0.00%	15.88	00:07:06	0.00%	0 (0.00%)	\$0.00 (0.00%)
19.	Suzhou	7 (1.06%)	57.14%	4 (1.46%)	28.57%	3.14	00:01:29	0.00%	0 (0.00%)	\$0.00 (0.00%)
20.	Nanchang	7 (1.06%)	57.14%	4 (1.46%)	42.86%	8.14	00:06:54	0.00%	0 (0.00%)	\$0.00 (0.00%)
21.	Hefei	6 (0.90%)	33.33%	2 (0.73%)	16.67%	15.00	00:19:27	0.00%	0 (0.00%)	\$0.00 (0.00%)
22.	Jinan	6 (0.90%)	50.00%	3 (1.09%)	33.33%	17.17	00:30:17	0.00%	0 (0.00%)	\$0.00 (0.00%)
23.	Qingdao	6 (0.90%)	16.67%	1 (0.36%)	16.67%	10.33	00:20:36	0.00%	0 (0.00%)	\$0.00 (0.00%)
24.	Changsha	6 (0.90%)	50.00%	3 (1.09%)	66.67%	3.50	00:01:06	0.00%	0 (0.00%)	\$0.00 (0.00%)
25.	Shijiazhuang	5 (0.75%)	40.00%	2 (0.73%)	80.00%	1.20	00:00:01	0.00%	0 (0.00%)	\$0.00 (0.00%)
26.	Yantai	5 (0.75%)	40.00%	2 (0.73%)	60.00%	2.00	00:00:46	0.00%	0 (0.00%)	\$0.00 (0.00%)
27.	Yancheng	4 (0.60%)	25.00%	1 (0.36%)	50.00%	7.25	00:13:03	0.00%	0 (0.00%)	\$0.00 (0.00%)
28.	Nanning	4 (0.60%)	25.00%	1 (0.36%)	0.00%	11.75	00:05:58	0.00%	0 (0.00%)	\$0.00 (0.00%)
29.	Qiqihar	3 (0.45%)	66.67%	2 (0.73%)	66.67%	4.00	00:01:19	0.00%	0 (0.00%)	\$0.00 (0.00%)
30.	Wuxi	3 (0.45%)	66.67%	2 (0.73%)	0.00%	7.67	00:11:51	0.00%	0 (0.00%)	\$0.00 (0.00%)
31.	Rizhao	3 (0.45%)	33.33%	1 (0.36%)	33.33%	3.00	00:07:49	0.00%	0 (0.00%)	\$0.00 (0.00%)
32.	Dongguan	3 (0.45%)	66.67%	2 (0.73%)	33.33%	4.67	00:06:14	0.00%	0 (0.00%)	\$0.00 (0.00%)
33.	Jilin	2 (0.30%)	100.00%	2 (0.73%)	0.00%	3.00	00:00:31	0.00%	0 (0.00%)	\$0.00 (0.00%)
34.	Shaoxing	2 (0.30%)	100.00%	2 (0.73%)	0.00%	2.50	00:00:23	0.00%	0 (0.00%)	\$0.00 (0.00%)
35.	Zhengzhou	2 (0.30%)	100.00%	2 (0.73%)	100.00%	1.00	00:00:00	0.00%	0 (0.00%)	\$0.00 (0.00%)
36.	Enshi	2 (0.30%)	0.00%	0 (0.00%)	0.00%	3.50	00:11:25	0.00%	0 (0.00%)	\$0.00 (0.00%)
37.	Foshan	2 (0.30%)	100.00%	2 (0.73%)	0.00%	4.50	00:23:51	0.00%	0 (0.00%)	\$0.00 (0.00%)
38.	Huizhou	2 (0.30%)	100.00%	2 (0.73%)	0.00%	2.50	00:04:10	0.00%	0 (0.00%)	\$0.00 (0.00%)
39.	Wuzhou	2 (0.30%)	50.00%	1 (0.36%)	0.00%	4.00	00:00:56	0.00%	0 (0.00%)	\$0.00 (0.00%)
40.	Bijie	2 (0.30%)	50.00%	1 (0.36%)	50.00%	2.00	00:00:10	0.00%	0 (0.00%)	\$0.00 (0.00%)
41.	Qinhuangdao	1 (0.15%)	100.00%	1 (0.36%)	0.00%	3.00	00:06:40	0.00%	0 (0.00%)	\$0.00 (0.00%)
42.	Linfen	1 (0.15%)	100.00%	1 (0.36%)	0.00%	15.00	00:06:06	0.00%	0 (0.00%)	\$0.00 (0.00%)
43.	Fushun	1 (0.15%)	100.00%	1 (0.36%)	0.00%	9.00	00:05:24	0.00%	0 (0.00%)	\$0.00 (0.00%)
44.	Liaoyang	1 (0.15%)	100.00%	1 (0.36%)	0.00%	20.00	00:20:17	0.00%	0 (0.00%)	\$0.00 (0.00%)
45.	Huai'an	1 (0.15%)	100.00%	1 (0.36%)	100.00%	1.00	00:00:00	0.00%	0 (0.00%)	\$0.00 (0.00%)
46.	Nantong	1 (0.15%)	100.00%	1 (0.36%)	0.00%	31.00	00:08:54	0.00%	0 (0.00%)	\$0.00 (0.00%)
47.	Xuzhou	1 (0.15%)	100.00%	1 (0.36%)	0.00%	6.00	00:18:24	0.00%	0 (0.00%)	\$0.00 (0.00%)
48.	Ningbo	1 (0.15%)	100.00%	1 (0.36%)	0.00%	12.00	00:15:55	0.00%	0 (0.00%)	\$0.00 (0.00%)
49.	Wenzhou	1 (0.15%)	100.00%	1 (0.36%)	0.00%	2.00	00:00:24	0.00%	0 (0.00%)	\$0.00 (0.00%)
50.	Huainan	1 (0.15%)	100.00%	1 (0.36%)	0.00%	4.00	00:00:37	0.00%	0 (0.00%)	\$0.00 (0.00%)
51.	Quanzhou	1 (0.15%)	100.00%	1 (0.36%)	100.00%	1.00	00:00:00	0.00%	0 (0.00%)	\$0.00 (0.00%)
52.	Xiamen	1 (0.15%)	100.00%	1 (0.36%)	100.00%	1.00	00:00:00	0.00%	0 (0.00%)	\$0.00 (0.00%)
53.	Ganzhou	1 (0.15%)	100.00%	1 (0.36%)	100.00%	1.00	00:00:00	0.00%	0 (0.00%)	\$0.00 (0.00%)
54.	Heze	1 (0.15%)	100.00%	1 (0.36%)	0.00%	4.00	00:04:53	0.00%	0 (0.00%)	\$0.00 (0.00%)

55.	Wei hai	1 (0.15%)	0.00%	0 (0.00%)	0.00%	12.00	00:02:32	0.00%	0 (0.00%)	\$0.00 (0.00%)
56.	Xu chang	1 (0.15%)	100.00%	1 (0.36%)	0.00%	44.00	00:01:20	0.00%	0 (0.00%)	\$0.00 (0.00%)
57.	Bao ding	1 (0.15%)	100.00%	1 (0.36%)	100.00%	1.00	00:00:00	0.00%	0 (0.00%)	\$0.00 (0.00%)
58.	Xiao gan	1 (0.15%)	100.00%	1 (0.36%)	0.00%	11.00	00:14:41	0.00%	0 (0.00%)	\$0.00 (0.00%)
59.	Huai hua	1 (0.15%)	100.00%	1 (0.36%)	0.00%	5.00	00:00:54	0.00%	0 (0.00%)	\$0.00 (0.00%)
60.	Xiang tan	1 (0.15%)	100.00%	1 (0.36%)	100.00%	1.00	00:00:00	0.00%	0 (0.00%)	\$0.00 (0.00%)
61.	Jiang men	1 (0.15%)	100.00%	1 (0.36%)	100.00%	1.00	00:00:00	0.00%	0 (0.00%)	\$0.00 (0.00%)
62.	Yang jiang	1 (0.15%)	100.00%	1 (0.36%)	100.00%	1.00	00:00:00	0.00%	0 (0.00%)	\$0.00 (0.00%)
63.	Yu lin	1 (0.15%)	100.00%	1 (0.36%)	0.00%	3.00	00:00:13	0.00%	0 (0.00%)	\$0.00 (0.00%)
64.	Hai kou	1 (0.15%)	0.00%	0 (0.00%)	0.00%	5.00	00:04:18	0.00%	0 (0.00%)	\$0.00 (0.00%)
65.	Gui yang	1 (0.15%)	100.00%	1 (0.36%)	100.00%	1.00	00:00:00	0.00%	0 (0.00%)	\$0.00 (0.00%)
66.	Lan zhou	1 (0.15%)	100.00%	1 (0.36%)	100.00%	1.00	00:00:00	0.00%	0 (0.00%)	\$0.00 (0.00%)
67.	Bao shan	1 (0.15%)	100.00%	1 (0.36%)	0.00%	2.00	00:05:56	0.00%	0 (0.00%)	\$0.00 (0.00%)
68.	Gui gang	1 (0.15%)	100.00%	1 (0.36%)	0.00%	9.00	00:03:49	0.00%	0 (0.00%)	\$0.00 (0.00%)
69.	Huang shan	1 (0.15%)	100.00%	1 (0.36%)	100.00%	1.00	00:00:00	0.00%	0 (0.00%)	\$0.00 (0.00%)
70.	Jin zhong	1 (0.15%)	100.00%	1 (0.36%)	0.00%	8.00	00:01:45	0.00%	0 (0.00%)	\$0.00 (0.00%)
71.	Yan bian	1 (0.15%)	100.00%	1 (0.36%)	0.00%	12.00	00:06:22	0.00%	0 (0.00%)	\$0.00 (0.00%)
72.	Yun cheng	1 (0.15%)	100.00%	1 (0.36%)	0.00%	2.00	00:02:49	0.00%	0 (0.00%)	\$0.00 (0.00%)

地域

2014/04/01 - 2014/04/30

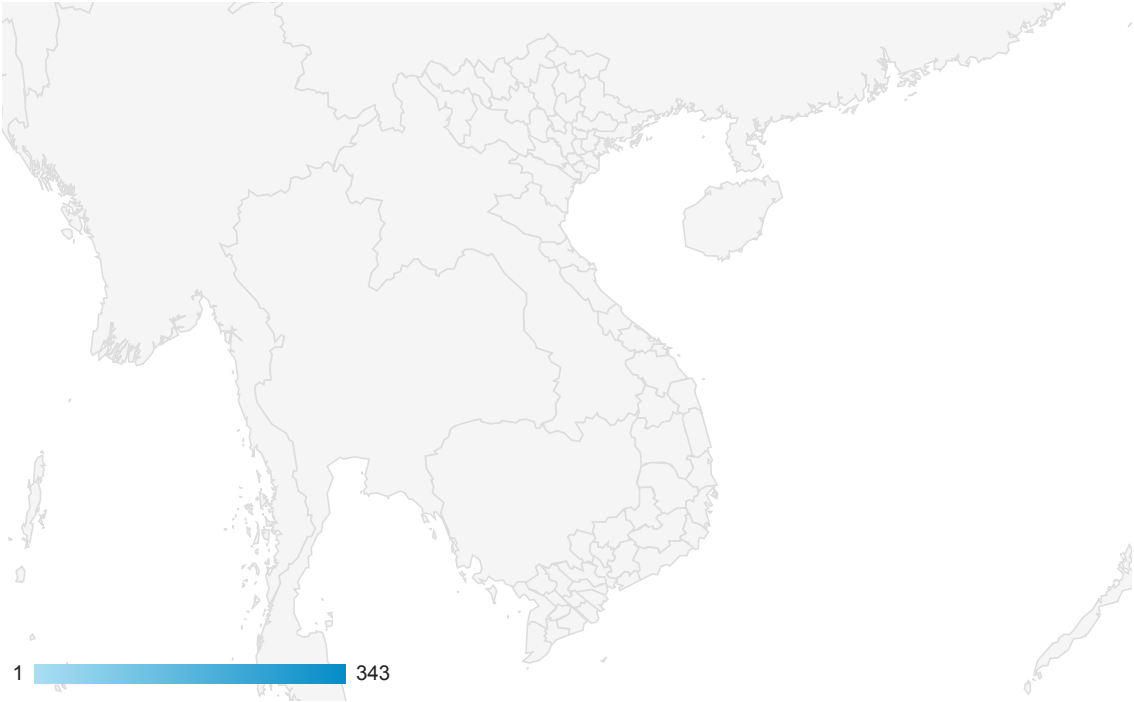
すべて » 国/地域: Vietnam

すべてのセッション  
4.30%

+ セグメント

地図表示

サマリー



地域	集客			行動			コンバージョン		
	セッション	新規セッション率	新規ユーザー	直帰率	ページ/セッション	平均セッション時間	コンバージョン率	目標の完了数	目標値
	530 全体に対する割合: 4.30% (12,338)	60.00% サイトの平均: 43.86% (36.78%)	318 全体に対する割合: 5.88% (5,412)	38.87% サイトの平均: 33.12% (17.36%)	4.88 サイトの平均: 6.54 (-25.26%)	00:04:55 サイトの平均: 00:07:33 (-34.79%)	0.00% サイトの平均: 0.00% (0.00%)	0 全体に対する割合: 0.00% (0)	\$0.00 全体に対する割合: 0.00% (\$0.00)
1. Ho Chi Minh City	343 (64.72%)	59.48%	204 (64.15%)	39.07%	4.72	00:04:48	0.00%	0 (0.00%)	\$0.00 (0.00%)
2. Hanoi	124 (23.40%)	73.39%	91 (28.62%)	41.94%	5.51	00:04:33	0.00%	0 (0.00%)	\$0.00 (0.00%)
Thua									
3. Thien-Hue	32 (6.04%)	18.75%	6 (1.89%)	31.25%	3.78	00:05:00	0.00%	0 (0.00%)	\$0.00 (0.00%)
4. Da Nang	14 (2.64%)	42.86%	6 (1.89%)	42.86%	6.79	00:12:40	0.00%	0 (0.00%)	\$0.00 (0.00%)
5. Dong Nai	4 (0.75%)	75.00%	3 (0.94%)	25.00%	4.00	00:01:37	0.00%	0 (0.00%)	\$0.00 (0.00%)
6. Ba Ria - Vung Tau	4 (0.75%)	25.00%	1 (0.31%)	25.00%	6.50	00:06:26	0.00%	0 (0.00%)	\$0.00 (0.00%)
7. Khanh Hoa province	2 (0.38%)	100.00%	2 (0.63%)	50.00%	3.00	00:01:07	0.00%	0 (0.00%)	\$0.00 (0.00%)
8. Lam Dong	2 (0.38%)	50.00%	1 (0.31%)	0.00%	3.00	00:01:05	0.00%	0 (0.00%)	\$0.00 (0.00%)
9. Can Tho	2 (0.38%)	50.00%	1 (0.31%)	50.00%	2.00	00:08:35	0.00%	0 (0.00%)	\$0.00 (0.00%)
10. Nghe An	1 (0.19%)	100.00%	1 (0.31%)	0.00%	5.00	00:01:08	0.00%	0 (0.00%)	\$0.00 (0.00%)
11. Hai	1 (0.19%)	100.00%	1 (0.31%)	0.00%	5.00	00:01:08	0.00%	0 (0.00%)	\$0.00 (0.00%)

11.	Phong	1 (0.19%)	100.00%	1 (0.31%)	0.00%	4.00	00:00:53	0.00%	0 (0.00%)	\$0.00 (0.00%)
12.	Dak Lak province	1 (0.19%)	100.00%	1 (0.31%)	0.00%	4.00	00:01:34	0.00%	0 (0.00%)	\$0.00 (0.00%)

行: 1 - 12/12