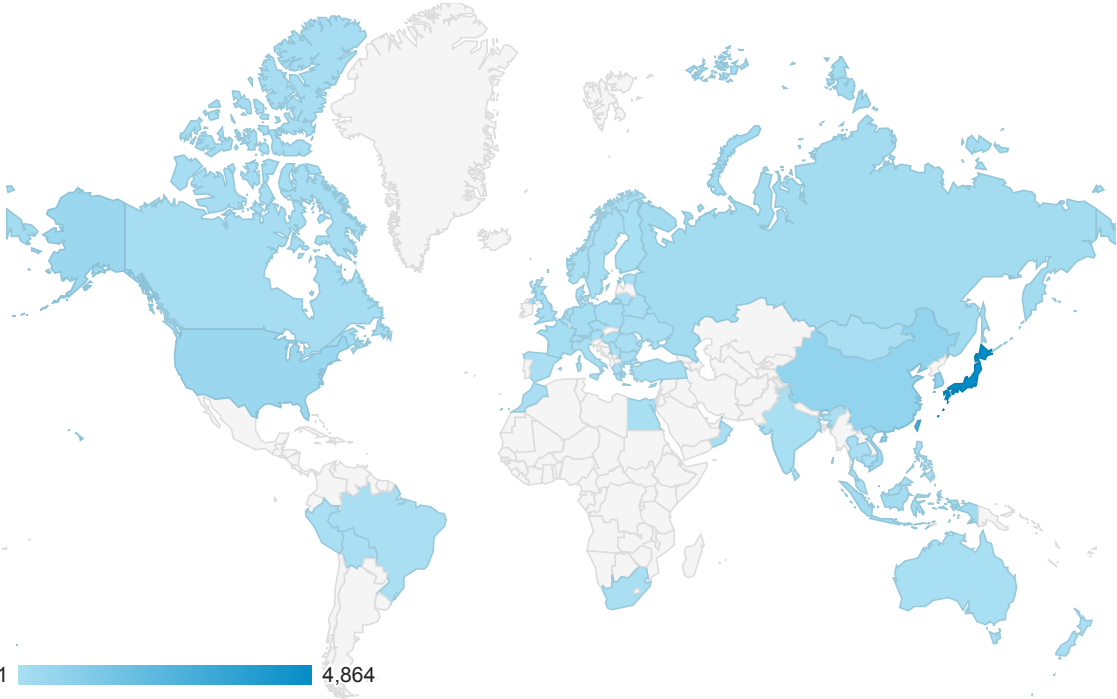




すべてのセッ...  
100.00%

地図表示

サマリー



国/地域	集客			行動			コンバージョン		
	セッション	新規セッション率	新規ユーザー	直帰率	ページ/セッション	平均セッション時間	コンバージョン率	目標の完了数	目標値
	11,541 全体に対する割合: 100.00% (11,541)	42.29% サイトの平均: 42.08% (0.49%)	4,881 全体に対する割合: 100.49% (4,857)	33.69% サイトの平均: 33.69% (0.00%)	6.67 サイトの平均: 6.67 (0.00%)	00:07:40 サイトの平均: 00:07:40 (0.00%)	0.00% サイトの平均: 0.00% (0.00%)	0 全体に対する割合: 0.00% (0)	\$0.00 全体に対する割合: 0.00% (\$0.00)
1. Japan	4,864 (42.15%)	50.37%	2,450 (50.19%)	32.46%	5.68	00:05:13	0.00%	0 (0.00%)	\$0.00 (0.00%)
2. Taiwan	2,751 (23.84%)	30.17%	830 (17.00%)	36.24%	6.74	00:08:36	0.00%	0 (0.00%)	\$0.00 (0.00%)
3. China	706 (6.12%)	38.39%	271 (5.55%)	25.92%	7.29	00:10:02	0.00%	0 (0.00%)	\$0.00 (0.00%)
4. South Korea	699 (6.06%)	35.62%	249 (5.10%)	23.46%	11.63	00:11:48	0.00%	0 (0.00%)	\$0.00 (0.00%)
5. United States	453 (3.93%)	41.06%	186 (3.81%)	33.55%	6.18	00:16:49	0.00%	0 (0.00%)	\$0.00 (0.00%)
6. Hong Kong	400 (3.47%)	36.00%	144 (2.95%)	38.50%	5.11	00:05:06	0.00%	0 (0.00%)	\$0.00 (0.00%)
7. Vietnam	338 (2.93%)	39.35%	133 (2.72%)	27.22%	11.85	00:10:52	0.00%	0 (0.00%)	\$0.00 (0.00%)
8. Russia	203 (1.76%)	16.26%	33 (0.68%)	39.90%	4.22	00:08:47	0.00%	0 (0.00%)	\$0.00 (0.00%)
9. Indonesia	196 (1.70%)	95.41%	187 (3.83%)	63.27%	2.78	00:02:16	0.00%	0 (0.00%)	\$0.00 (0.00%)
10. Germany	149 (1.29%)	14.77%	22 (0.45%)	26.17%	6.77	00:16:56	0.00%	0 (0.00%)	\$0.00 (0.00%)
11. France	138 (1.20%)	39.86%	55 (1.13%)	31.88%	19.07	00:20:42	0.00%	0 (0.00%)	\$0.00 (0.00%)
12. Canada	106 (0.92%)	11.32%	12 (0.25%)	50.00%	3.41	00:08:11	0.00%	0 (0.00%)	\$0.00 (0.00%)
13. Singapore	97 (0.84%)	28.87%	28 (0.57%)	70.10%	2.13	00:01:45	0.00%	0 (0.00%)	\$0.00 (0.00%)

	Singapore									
14.	United Kingdom	55 (0.48%)	47.27%	26 (0.53%)	21.82%	8.58	00:06:59	0.00%	0 (0.00%)	\$0.00 (0.00%)
15.	Poland	48 (0.42%)	60.42%	29 (0.59%)	20.83%	7.54	00:09:49	0.00%	0 (0.00%)	\$0.00 (0.00%)
16.	(not set)	47 (0.41%)	93.62%	44 (0.90%)	48.94%	2.79	00:01:33	0.00%	0 (0.00%)	\$0.00 (0.00%)
17.	Thailand	36 (0.31%)	47.22%	17 (0.35%)	50.00%	4.31	00:02:19	0.00%	0 (0.00%)	\$0.00 (0.00%)
18.	Czech Republic	28 (0.24%)	60.71%	17 (0.35%)	35.71%	6.21	00:04:19	0.00%	0 (0.00%)	\$0.00 (0.00%)
19.	Australia	23 (0.20%)	47.83%	11 (0.23%)	26.09%	10.96	00:08:05	0.00%	0 (0.00%)	\$0.00 (0.00%)
20.	India	21 (0.18%)	80.95%	17 (0.35%)	61.90%	1.90	00:00:27	0.00%	0 (0.00%)	\$0.00 (0.00%)
21.	Austria	19 (0.16%)	78.95%	15 (0.31%)	26.32%	5.00	00:01:48	0.00%	0 (0.00%)	\$0.00 (0.00%)
22.	Finland	19 (0.16%)	52.63%	10 (0.20%)	21.05%	8.37	00:09:50	0.00%	0 (0.00%)	\$0.00 (0.00%)
23.	Malaysia	15 (0.13%)	66.67%	10 (0.20%)	60.00%	3.60	00:02:54	0.00%	0 (0.00%)	\$0.00 (0.00%)
24.	Italy	13 (0.11%)	69.23%	9 (0.18%)	23.08%	54.62	00:15:35	0.00%	0 (0.00%)	\$0.00 (0.00%)
25.	Brazil	11 (0.10%)	100.00%	11 (0.23%)	18.18%	2.55	00:02:42	0.00%	0 (0.00%)	\$0.00 (0.00%)
26.	Sweden	11 (0.10%)	81.82%	9 (0.18%)	45.45%	2.27	00:00:49	0.00%	0 (0.00%)	\$0.00 (0.00%)
27.	Romania	10 (0.09%)	50.00%	5 (0.10%)	40.00%	4.80	00:03:10	0.00%	0 (0.00%)	\$0.00 (0.00%)
28.	Spain	9 (0.08%)	88.89%	8 (0.16%)	33.33%	2.11	00:01:34	0.00%	0 (0.00%)	\$0.00 (0.00%)
29.	Denmark	7 (0.06%)	28.57%	2 (0.04%)	57.14%	3.00	00:01:37	0.00%	0 (0.00%)	\$0.00 (0.00%)
30.	Macau	7 (0.06%)	71.43%	5 (0.10%)	14.29%	4.86	00:03:46	0.00%	0 (0.00%)	\$0.00 (0.00%)
31.	Cambodia	6 (0.05%)	33.33%	2 (0.04%)	0.00%	11.67	00:22:07	0.00%	0 (0.00%)	\$0.00 (0.00%)
32.	Ukraine	6 (0.05%)	33.33%	2 (0.04%)	66.67%	1.33	00:00:38	0.00%	0 (0.00%)	\$0.00 (0.00%)
33.	Egypt	5 (0.04%)	40.00%	2 (0.04%)	20.00%	9.00	00:04:26	0.00%	0 (0.00%)	\$0.00 (0.00%)
34.	Belgium	4 (0.03%)	75.00%	3 (0.06%)	25.00%	3.75	00:04:41	0.00%	0 (0.00%)	\$0.00 (0.00%)
35.	Switzerland	4 (0.03%)	50.00%	2 (0.04%)	25.00%	7.00	00:04:18	0.00%	0 (0.00%)	\$0.00 (0.00%)
36.	Mongolia	4 (0.03%)	50.00%	2 (0.04%)	25.00%	11.75	00:06:13	0.00%	0 (0.00%)	\$0.00 (0.00%)
37.	Netherlands	4 (0.03%)	100.00%	4 (0.08%)	50.00%	2.00	00:00:28	0.00%	0 (0.00%)	\$0.00 (0.00%)
38.	Turkey	4 (0.03%)	50.00%	2 (0.04%)	75.00%	4.00	00:01:09	0.00%	0 (0.00%)	\$0.00 (0.00%)
39.	Cyprus	2 (0.02%)	0.00%	0 (0.00%)	50.00%	2.50	00:03:18	0.00%	0 (0.00%)	\$0.00 (0.00%)
40.	Greece	2 (0.02%)	50.00%	1 (0.02%)	100.00%	1.00	00:00:00	0.00%	0 (0.00%)	\$0.00 (0.00%)
41.	Hungary	2 (0.02%)	50.00%	1 (0.02%)	0.00%	6.50	00:03:18	0.00%	0 (0.00%)	\$0.00 (0.00%)
42.	Lithuania	2 (0.02%)	100.00%	2 (0.04%)	50.00%	4.00	00:00:30	0.00%	0 (0.00%)	\$0.00 (0.00%)
43.	Morocco	2 (0.02%)	50.00%	1 (0.02%)	50.00%	1.50	00:00:08	0.00%	0 (0.00%)	\$0.00 (0.00%)
44.	Norway	2 (0.02%)	100.00%	2 (0.04%)	100.00%	1.00	00:00:00	0.00%	0 (0.00%)	\$0.00 (0.00%)
45.	Philippines	2 (0.02%)	100.00%	2 (0.04%)	50.00%	2.00	00:00:36	0.00%	0 (0.00%)	\$0.00 (0.00%)
46.	Bulgaria	1 (0.01%)	100.00%	1 (0.02%)	100.00%	1.00	00:00:00	0.00%	0 (0.00%)	\$0.00 (0.00%)
47.	Bolivia	1 (0.01%)	100.00%	1 (0.02%)	0.00%	2.00	00:01:22	0.00%	0 (0.00%)	\$0.00 (0.00%)

48.	Belarus	1 (0.01%)	0.00%	0 (0.00%)	0.00%	3.00	00:01:22	0.00%	0 (0.00%)	\$0.00 (0.00%)
49.	Estonia	1 (0.01%)	100.00%	1 (0.02%)	0.00%	2.00	00:00:06	0.00%	0 (0.00%)	\$0.00 (0.00%)
50.	Sri Lanka	1 (0.01%)	100.00%	1 (0.02%)	100.00%	1.00	00:00:00	0.00%	0 (0.00%)	\$0.00 (0.00%)
51.	New Zealand	1 (0.01%)	100.00%	1 (0.02%)	0.00%	6.00	00:00:51	0.00%	0 (0.00%)	\$0.00 (0.00%)
52.	Oman	1 (0.01%)	100.00%	1 (0.02%)	0.00%	2.00	00:01:38	0.00%	0 (0.00%)	\$0.00 (0.00%)
53.	Peru	1 (0.01%)	100.00%	1 (0.02%)	100.00%	1.00	00:00:00	0.00%	0 (0.00%)	\$0.00 (0.00%)
54.	Serbia	1 (0.01%)	0.00%	0 (0.00%)	0.00%	3.00	00:00:52	0.00%	0 (0.00%)	\$0.00 (0.00%)
55.	Tonga	1 (0.01%)	0.00%	0 (0.00%)	100.00%	1.00	00:00:00	0.00%	0 (0.00%)	\$0.00 (0.00%)
56.	South Africa	1 (0.01%)	100.00%	1 (0.02%)	100.00%	1.00	00:00:00	0.00%	0 (0.00%)	\$0.00 (0.00%)

地域

2014/03/01 - 2014/03/31

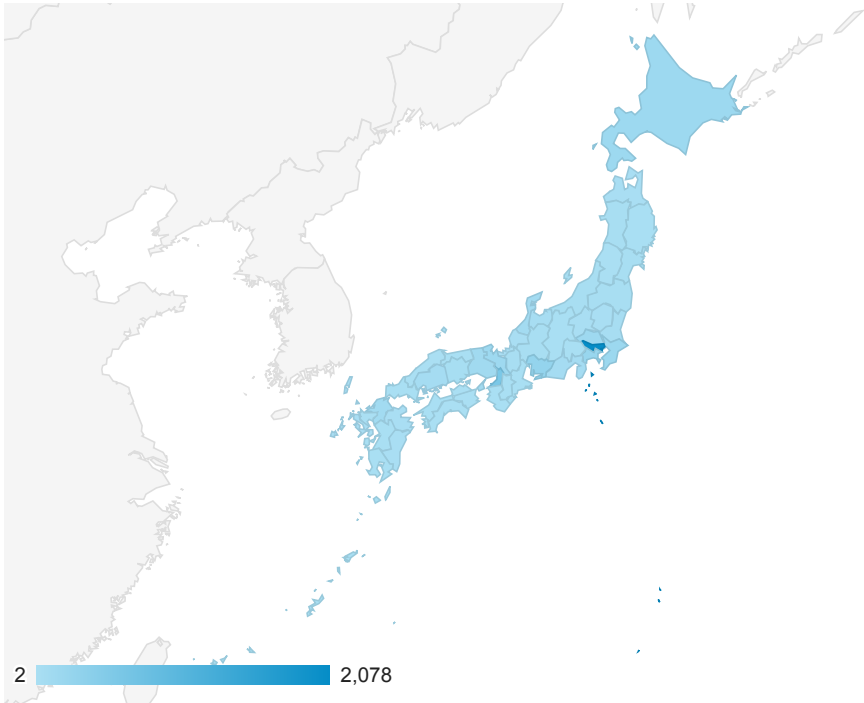
すべて » 国/地域: Japan



すべてのセッ...  
42.15%

地図表示

サマリー



地域	集客			行動			コンバージョン		
	セッション	新規セッション率	新規ユーザー	直帰率	ページ/セッション	平均セッション時間	コンバージョン率	目標の完了数	目標値
	4,864 全体に対する割合: 42.15% (11,541)	50.37% サイトの平均: 42.08% (19.69%)	2,450 全体に対する割合: 50.44% (4,857)	32.46% サイトの平均: 33.69% (-3.64%)	5.68 サイトの平均: 6.67 (-14.80%)	00:05:13 サイトの平均: 00:07:40 (-31.95%)	0.00% サイトの平均: 0.00% (0.00%)	0 全体に対する割合: 0.00% (0)	\$0.00 全体に対する割合: 0.00% (\$0.00)
1. Tokyo	2,078 (42.72%)	52.79%	1,097 (44.78%)	35.76%	4.79	00:04:02	0.00%	0 (0.00%)	\$0.00 (0.00%)
2. Osaka Prefecture	590 (12.13%)	40.85%	241 (9.84%)	30.00%	5.43	00:05:32	0.00%	0 (0.00%)	\$0.00 (0.00%)
3. Aichi	278 (5.72%)	39.21%	109 (4.45%)	29.50%	6.11	00:08:29	0.00%	0 (0.00%)	\$0.00 (0.00%)
4. Kanagawa	230 (4.73%)	59.13%	136 (5.55%)	27.39%	6.20	00:03:18	0.00%	0 (0.00%)	\$0.00 (0.00%)
5. Chiba	178 (3.66%)	44.38%	79 (3.22%)	20.79%	7.37	00:06:11	0.00%	0 (0.00%)	\$0.00 (0.00%)
6. Hokkaido	162 (3.33%)	32.10%	52 (2.12%)	26.54%	8.02	00:12:29	0.00%	0 (0.00%)	\$0.00 (0.00%)
7. Saitama	159 (3.27%)	50.94%	81 (3.31%)	31.45%	5.26	00:04:31	0.00%	0 (0.00%)	\$0.00 (0.00%)
8. Kyoto Prefecture	149 (3.06%)	49.66%	74 (3.02%)	28.86%	8.41	00:06:06	0.00%	0 (0.00%)	\$0.00 (0.00%)
9. Hyogo Prefecture	121 (2.49%)	57.02%	69 (2.82%)	33.06%	5.41	00:06:15	0.00%	0 (0.00%)	\$0.00 (0.00%)
10. Fukuoka	105 (2.16%)	60.95%	64 (2.61%)	28.57%	5.10	00:03:58	0.00%	0 (0.00%)	\$0.00 (0.00%)
11. Ishikawa	96 (1.97%)	6.25%	6 (0.24%)	41.67%	3.54	00:14:23	0.00%	0 (0.00%)	\$0.00 (0.00%)
12. Shizuoka	67 (1.38%)	53.73%	36 (1.47%)	26.87%	5.46	00:04:16	0.00%	0 (0.00%)	\$0.00 (0.00%)
13. Hiroshima	66 (1.36%)	65.15%	43 (1.76%)	31.82%	7.50	00:03:41	0.00%	0 (0.00%)	\$0.00 (0.00%)
14. Ibaraki	40 (0.82%)	70.00%	20 (0.81%)	27.50%	3.50	00:08:00	0.00%	0 (0.00%)	\$0.00 (0.00%)

14. Ibaraki	<b>40</b> (0.82%)	70.00%	<b>28</b> (1.14%)	27.50%	8.58	00:08:08	0.00%	0 (0.00%)	\$0.00 (0.00%)
15. Toyama	<b>40</b> (0.82%)	35.00%	<b>14</b> (0.57%)	12.50%	22.92	00:21:29	0.00%	0 (0.00%)	\$0.00 (0.00%)
16. Okayama	<b>38</b> (0.78%)	50.00%	<b>19</b> (0.78%)	21.05%	10.45	00:07:34	0.00%	0 (0.00%)	\$0.00 (0.00%)
17. Fukushima	<b>33</b> (0.68%)	51.52%	<b>17</b> (0.69%)	57.58%	4.24	00:01:32	0.00%	0 (0.00%)	\$0.00 (0.00%)
18. Akita	<b>30</b> (0.62%)	50.00%	<b>15</b> (0.61%)	33.33%	7.73	00:05:06	0.00%	0 (0.00%)	\$0.00 (0.00%)
19. Niigata	<b>27</b> (0.56%)	48.15%	<b>13</b> (0.53%)	33.33%	5.11	00:01:35	0.00%	0 (0.00%)	\$0.00 (0.00%)
20. Miyagi	<b>26</b> (0.53%)	61.54%	<b>16</b> (0.65%)	26.92%	6.62	00:02:29	0.00%	0 (0.00%)	\$0.00 (0.00%)
21. Gifu	<b>26</b> (0.53%)	69.23%	<b>18</b> (0.73%)	50.00%	5.12	00:04:08	0.00%	0 (0.00%)	\$0.00 (0.00%)
22. Shiga	<b>26</b> (0.53%)	53.85%	<b>14</b> (0.57%)	38.46%	4.23	00:03:22	0.00%	0 (0.00%)	\$0.00 (0.00%)
23. Aomori	<b>20</b> (0.41%)	85.00%	<b>17</b> (0.69%)	30.00%	4.70	00:01:08	0.00%	0 (0.00%)	\$0.00 (0.00%)
24. Fukui	<b>20</b> (0.41%)	60.00%	<b>12</b> (0.49%)	10.00%	9.50	00:04:00	0.00%	0 (0.00%)	\$0.00 (0.00%)
25. Oita Prefecture	<b>19</b> (0.39%)	52.63%	<b>10</b> (0.41%)	36.84%	4.63	00:03:10	0.00%	0 (0.00%)	\$0.00 (0.00%)
26. Tochigi	<b>17</b> (0.35%)	76.47%	<b>13</b> (0.53%)	47.06%	4.06	00:01:26	0.00%	0 (0.00%)	\$0.00 (0.00%)
27. Gunma	<b>17</b> (0.35%)	94.12%	<b>16</b> (0.65%)	17.65%	5.06	00:04:48	0.00%	0 (0.00%)	\$0.00 (0.00%)
28. Nagasaki	<b>15</b> (0.31%)	60.00%	<b>9</b> (0.37%)	20.00%	10.87	00:07:28	0.00%	0 (0.00%)	\$0.00 (0.00%)
29. Miyazaki	<b>15</b> (0.31%)	73.33%	<b>11</b> (0.45%)	40.00%	4.07	00:01:09	0.00%	0 (0.00%)	\$0.00 (0.00%)
30. Iwate	<b>14</b> (0.29%)	64.29%	<b>9</b> (0.37%)	35.71%	5.21	00:01:40	0.00%	0 (0.00%)	\$0.00 (0.00%)
31. Nagano	<b>14</b> (0.29%)	50.00%	<b>7</b> (0.29%)	42.86%	5.14	00:04:19	0.00%	0 (0.00%)	\$0.00 (0.00%)
32. Wakayama	<b>13</b> (0.27%)	76.92%	<b>10</b> (0.41%)	38.46%	2.46	00:00:30	0.00%	0 (0.00%)	\$0.00 (0.00%)
33. Kagoshima	<b>13</b> (0.27%)	84.62%	<b>11</b> (0.45%)	53.85%	4.15	00:03:07	0.00%	0 (0.00%)	\$0.00 (0.00%)
34. Yamanashi	<b>12</b> (0.25%)	66.67%	<b>8</b> (0.33%)	41.67%	3.75	00:01:15	0.00%	0 (0.00%)	\$0.00 (0.00%)
35. Mie	<b>12</b> (0.25%)	66.67%	<b>8</b> (0.33%)	41.67%	4.67	00:01:06	0.00%	0 (0.00%)	\$0.00 (0.00%)
36. Ehime	<b>12</b> (0.25%)	50.00%	<b>6</b> (0.24%)	58.33%	3.08	00:01:07	0.00%	0 (0.00%)	\$0.00 (0.00%)
37. Nara	<b>11</b> (0.23%)	54.55%	<b>6</b> (0.24%)	9.09%	6.73	00:04:45	0.00%	0 (0.00%)	\$0.00 (0.00%)
38. Tottori	<b>10</b> (0.21%)	70.00%	<b>7</b> (0.29%)	30.00%	4.60	00:01:52	0.00%	0 (0.00%)	\$0.00 (0.00%)
39. Kumamoto	<b>10</b> (0.21%)	90.00%	<b>9</b> (0.37%)	50.00%	4.80	00:02:12	0.00%	0 (0.00%)	\$0.00 (0.00%)
40. Okinawa	<b>10</b> (0.21%)	80.00%	<b>8</b> (0.33%)	50.00%	9.10	00:04:31	0.00%	0 (0.00%)	\$0.00 (0.00%)
41. Yamaguchi	<b>9</b> (0.19%)	88.89%	<b>8</b> (0.33%)	22.22%	3.89	00:02:05	0.00%	0 (0.00%)	\$0.00 (0.00%)
42. Saga	<b>8</b> (0.16%)	75.00%	<b>6</b> (0.24%)	37.50%	8.25	00:02:51	0.00%	0 (0.00%)	\$0.00 (0.00%)
43. Tokushima	<b>7</b> (0.14%)	14.29%	<b>1</b> (0.04%)	14.29%	6.71	00:02:37	0.00%	0 (0.00%)	\$0.00 (0.00%)
44. Kagawa	<b>7</b> (0.14%)	71.43%	<b>5</b> (0.20%)	28.57%	7.71	00:01:40	0.00%	0 (0.00%)	\$0.00 (0.00%)
45. Yamagata	<b>6</b> (0.12%)	100.00%	<b>6</b> (0.24%)	0.00%	10.17	00:05:18	0.00%	0 (0.00%)	\$0.00 (0.00%)
46. (not set)	<b>3</b> (0.06%)	100.00%	<b>3</b> (0.12%)	33.33%	2.00	00:00:15	0.00%	0 (0.00%)	\$0.00 (0.00%)
47. Shimane	<b>3</b> (0.06%)	100.00%	<b>3</b> (0.12%)	33.33%	2.33	00:00:33	0.00%	0 (0.00%)	\$0.00 (0.00%)
48. Kochi Prefecture	<b>2</b> (0.04%)	0.00%	<b>0</b> (0.00%)	50.00%	21.50	00:11:37	0.00%	0 (0.00%)	\$0.00 (0.00%)



地域

2014/03/01 - 2014/03/31

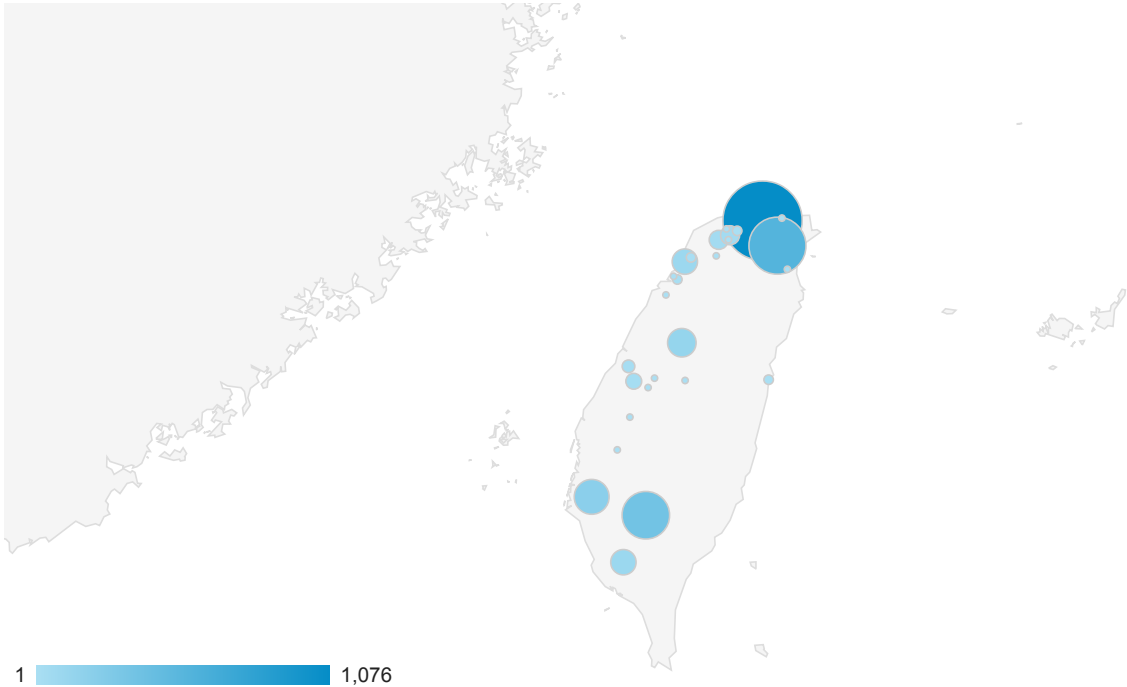
すべて » 国/地域: Taiwan



すべてのセッ...  
23.84%

地図表示

サマリー



市区町村	集客			行動			コンバージョン		
	セッション	新規セッション率	新規ユーザー	直帰率	ページ/セッション	平均セッション時間	コンバージョン率	目標の完了数	目標値
	2,751 全体に対する割合: 23.84% (11,541)	30.17% サイトの平均: 42.08% (-28.31%)	830 全体に対する割合: 17.09% (4,857)	36.24% サイトの平均: 33.69% (7.58%)	6.74 サイトの平均: 6.67 (1.04%)	00:08:36 サイトの平均: 00:07:40 (12.07%)	0.00% サイトの平均: 0.00% (0.00%)	0 全体に対する割合: 0.00% (0)	\$0.00 全体に対する割合: 0.00% (\$0.00)
1. Taipei City	1,076 (39.11%)	30.39%	327 (39.40%)	43.22%	5.85	00:07:03	0.00%	0 (0.00%)	\$0.00 (0.00%)
2. New Taipei City	559 (20.32%)	30.41%	170 (20.48%)	26.48%	7.88	00:09:52	0.00%	0 (0.00%)	\$0.00 (0.00%)
3. Kaohsiung City	369 (13.41%)	26.02%	96 (11.57%)	34.15%	8.03	00:09:50	0.00%	0 (0.00%)	\$0.00 (0.00%)
4. Tainan City	206 (7.49%)	16.02%	33 (3.98%)	35.44%	6.90	00:14:08	0.00%	0 (0.00%)	\$0.00 (0.00%)
5. Taichung City	136 (4.94%)	49.26%	67 (8.07%)	41.91%	6.22	00:05:10	0.00%	0 (0.00%)	\$0.00 (0.00%)
6. Pingtung City	97 (3.53%)	42.27%	41 (4.94%)	20.62%	7.47	00:09:58	0.00%	0 (0.00%)	\$0.00 (0.00%)
7. Hsinchu City	94 (3.42%)	23.40%	22 (2.65%)	37.23%	3.82	00:04:26	0.00%	0 (0.00%)	\$0.00 (0.00%)
8. Zhongli City	49 (1.78%)	28.57%	14 (1.69%)	46.94%	4.31	00:03:40	0.00%	0 (0.00%)	\$0.00 (0.00%)
9. Taoyuan City	49 (1.78%)	30.61%	15 (1.81%)	22.45%	11.59	00:17:41	0.00%	0 (0.00%)	\$0.00 (0.00%)
10. Yuanlin Township	32 (1.16%)	15.62%	5 (0.60%)	34.38%	8.34	00:16:07	0.00%	0 (0.00%)	\$0.00 (0.00%)
11. Changhua City	25 (0.91%)	44.00%	11 (1.33%)	28.00%	5.04	00:05:35	0.00%	0 (0.00%)	\$0.00 (0.00%)

12.	Toufen Township	15 (0.55%)	26.67%	4 (0.48%)	73.33%	6.27	00:02:22	0.00%	0 (0.00%)	\$0.00 (0.00%)
13.	Zhubei City	8 (0.29%)	62.50%	5 (0.60%)	12.50%	9.25	00:08:51	0.00%	0 (0.00%)	\$0.00 (0.00%)
14.	Guishan Township	7 (0.25%)	71.43%	5 (0.60%)	42.86%	4.29	00:00:33	0.00%	0 (0.00%)	\$0.00 (0.00%)
15.	Hualian City	6 (0.22%)	33.33%	2 (0.24%)	0.00%	8.67	00:02:41	0.00%	0 (0.00%)	\$0.00 (0.00%)
16.	Chiayi City	4 (0.15%)	75.00%	3 (0.36%)	0.00%	3.75	00:04:07	0.00%	0 (0.00%)	\$0.00 (0.00%)
17.	Zhunan Township	3 (0.11%)	0.00%	0 (0.00%)	66.67%	1.33	00:07:30	0.00%	0 (0.00%)	\$0.00 (0.00%)
18.	Douliu City	3 (0.11%)	66.67%	2 (0.24%)	0.00%	7.33	00:02:42	0.00%	0 (0.00%)	\$0.00 (0.00%)
19.	Yilan City	2 (0.07%)	100.00%	2 (0.24%)	0.00%	6.50	00:13:37	0.00%	0 (0.00%)	\$0.00 (0.00%)
20.	Bade City	2 (0.07%)	50.00%	1 (0.12%)	0.00%	13.50	00:01:53	0.00%	0 (0.00%)	\$0.00 (0.00%)
21.	Longtan Township	2 (0.07%)	100.00%	2 (0.24%)	50.00%	3.00	00:01:01	0.00%	0 (0.00%)	\$0.00 (0.00%)
22.	(not set)	1 (0.04%)	0.00%	0 (0.00%)	100.00%	1.00	00:00:00	0.00%	0 (0.00%)	\$0.00 (0.00%)
23.	Keelung City	1 (0.04%)	0.00%	0 (0.00%)	0.00%	3.00	00:00:19	0.00%	0 (0.00%)	\$0.00 (0.00%)
24.	Luzhu Township	1 (0.04%)	100.00%	1 (0.12%)	0.00%	4.00	00:01:08	0.00%	0 (0.00%)	\$0.00 (0.00%)
25.	Puli Township	1 (0.04%)	0.00%	0 (0.00%)	100.00%	1.00	00:00:00	0.00%	0 (0.00%)	\$0.00 (0.00%)
26.	Caotun Township	1 (0.04%)	0.00%	0 (0.00%)	100.00%	1.00	00:00:00	0.00%	0 (0.00%)	\$0.00 (0.00%)
27.	Nantou City	1 (0.04%)	100.00%	1 (0.12%)	0.00%	2.00	00:00:17	0.00%	0 (0.00%)	\$0.00 (0.00%)
28.	Miaoli City	1 (0.04%)	100.00%	1 (0.12%)	0.00%	8.00	00:04:26	0.00%	0 (0.00%)	\$0.00 (0.00%)



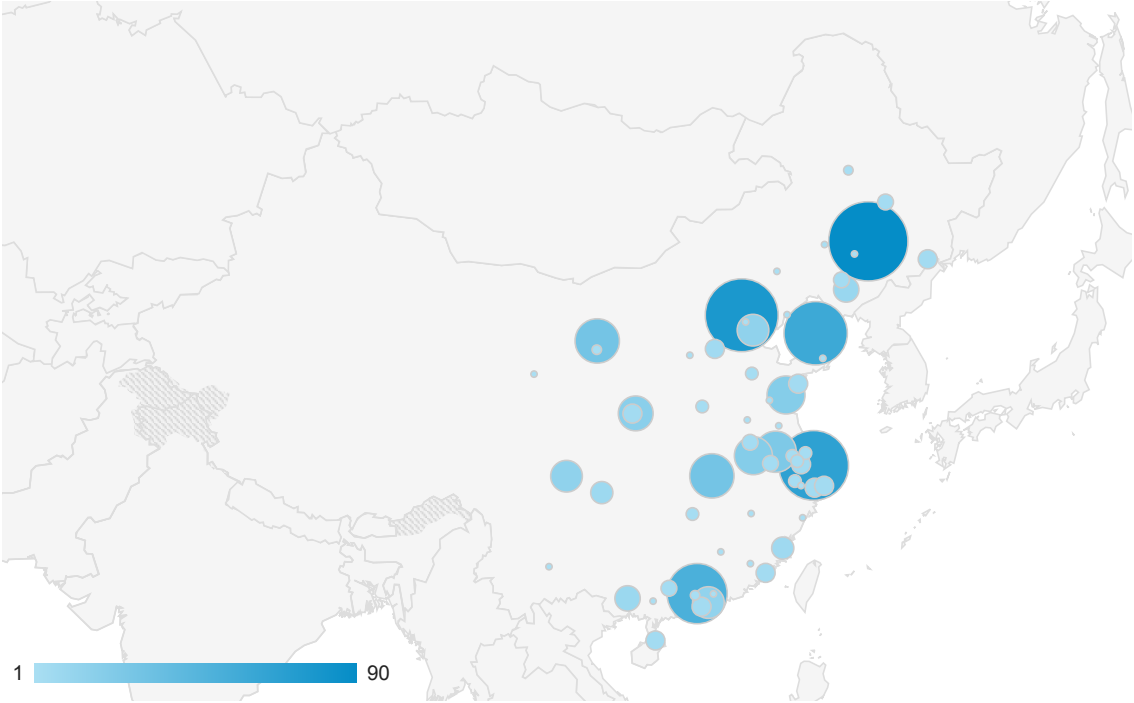
すべて » 国/地域: China



すべてのセッ...  
6.12%

地図表示

サマリー



市区町村	集客			行動			コンバージョン		
	セッション	新規セッション率	新規ユーザー	直帰率	ページ/セッション	平均セッション時間	コンバージョン率	目標の完了数	目標値
	706 全体に対する割合: 6.12% (11,541)	38.39% サイトの平均: 42.08% (-8.79%)	271 全体に対する割合: 5.58% (4,857)	25.92% サイトの平均: 33.69% (-23.06%)	7.29 サイトの平均: 6.67 (9.27%)	00:10:02 サイトの平均: 00:07:40 (30.79%)	0.00% サイトの平均: 0.00% (0.00%)	0 全体に対する割合: 0.00% (0)	\$0.00 全体に対する割合: 0.00% (\$0.00)
1. Changchun	90 (12.75%)	21.11%	19 (7.01%)	18.89%	8.50	00:15:40	0.00%	0 (0.00%)	\$0.00 (0.00%)
2. Beijing	78 (11.05%)	61.54%	48 (17.71%)	30.77%	6.33	00:07:11	0.00%	0 (0.00%)	\$0.00 (0.00%)
3. Shanghai	68 (9.63%)	45.59%	31 (11.44%)	30.88%	8.90	00:08:50	0.00%	0 (0.00%)	\$0.00 (0.00%)
4. Dalian	60 (8.50%)	26.67%	16 (5.90%)	15.00%	7.78	00:11:28	0.00%	0 (0.00%)	\$0.00 (0.00%)
5. Guangzhou	52 (7.37%)	32.69%	17 (6.27%)	23.08%	8.87	00:08:43	0.00%	0 (0.00%)	\$0.00 (0.00%)
6. Wuhan	30 (4.25%)	20.00%	6 (2.21%)	23.33%	7.83	00:15:35	0.00%	0 (0.00%)	\$0.00 (0.00%)
7. Yinchuan	30 (4.25%)	13.33%	4 (1.48%)	0.00%	6.20	00:13:45	0.00%	0 (0.00%)	\$0.00 (0.00%)
8. Nanjing	25 (3.54%)	4.00%	1 (0.37%)	100.00%	1.00	00:00:00	0.00%	0 (0.00%)	\$0.00 (0.00%)
9. Hefei	21 (2.97%)	33.33%	7 (2.58%)	33.33%	13.00	00:15:09	0.00%	0 (0.00%)	\$0.00 (0.00%)
10. Rizhao	21 (2.97%)	9.52%	2 (0.74%)	14.29%	8.90	00:27:45	0.00%	0 (0.00%)	\$0.00 (0.00%)
11. (not set)	18 (2.55%)	61.11%	11 (4.06%)	11.11%	8.67	00:12:16	0.00%	0 (0.00%)	\$0.00 (0.00%)
12. Xi'an	18 (2.55%)	33.33%	6 (2.21%)	11.11%	6.78	00:08:21	0.00%	0 (0.00%)	\$0.00 (0.00%)
13. Tianjin	15 (2.12%)	33.33%	5 (1.85%)	20.00%	4.67	00:09:44	0.00%	0 (0.00%)	\$0.00 (0.00%)
14. Chengdu	15 (2.12%)	46.67%	7 (2.58%)	33.33%	7.00	00:06:41	0.00%	0 (0.00%)	\$0.00 (0.00%)
15. Shenzhen	14 (1.98%)	50.00%	7 (2.58%)	14.29%	5.57	00:03:28	0.00%	0 (0.00%)	\$0.00 (0.00%)

14	Shenzhen	14 (1.98%)	30.00%	7 (2.58%)	14.29%	5.37	00:03:28	0.00%	0 (0.00%)	\$0.00 (0.00%)
16	Benxi	10 (1.42%)	50.00%	5 (1.85%)	10.00%	9.40	00:09:20	0.00%	0 (0.00%)	\$0.00 (0.00%)
17	Nanning	9 (1.27%)	0.00%	0 (0.00%)	33.33%	7.33	00:09:15	0.00%	0 (0.00%)	\$0.00 (0.00%)
18	Chongqing	8 (1.13%)	25.00%	2 (0.74%)	25.00%	5.38	00:04:31	0.00%	0 (0.00%)	\$0.00 (0.00%)
19	Fuzhou	7 (0.99%)	85.71%	6 (2.21%)	42.86%	1.57	00:00:22	0.00%	0 (0.00%)	\$0.00 (0.00%)
20	Shijiazhuang	6 (0.85%)	33.33%	2 (0.74%)	16.67%	8.33	00:17:38	0.00%	0 (0.00%)	\$0.00 (0.00%)
21	Suzhou	5 (0.71%)	60.00%	3 (1.11%)	40.00%	5.00	00:02:55	0.00%	0 (0.00%)	\$0.00 (0.00%)
22	Ningbo	5 (0.71%)	60.00%	3 (1.11%)	40.00%	3.00	00:00:56	0.00%	0 (0.00%)	\$0.00 (0.00%)
23	Zhoushan	5 (0.71%)	20.00%	1 (0.37%)	0.00%	16.80	00:21:48	0.00%	0 (0.00%)	\$0.00 (0.00%)
24	Xiamen	5 (0.71%)	40.00%	2 (0.74%)	0.00%	10.60	00:09:00	0.00%	0 (0.00%)	\$0.00 (0.00%)
25	Qingdao	5 (0.71%)	60.00%	3 (1.11%)	40.00%	5.60	00:14:23	0.00%	0 (0.00%)	\$0.00 (0.00%)
26	Zhuhai	5 (0.71%)	40.00%	2 (0.74%)	40.00%	10.40	00:14:52	0.00%	0 (0.00%)	\$0.00 (0.00%)
27	Haikou	5 (0.71%)	40.00%	2 (0.74%)	20.00%	6.20	00:05:29	0.00%	0 (0.00%)	\$0.00 (0.00%)
28	Xianyang	5 (0.71%)	100.00%	5 (1.85%)	100.00%	1.00	00:00:00	0.00%	0 (0.00%)	\$0.00 (0.00%)
29	Yanbian	5 (0.71%)	80.00%	4 (1.48%)	40.00%	2.00	00:01:20	0.00%	0 (0.00%)	\$0.00 (0.00%)
30	Shenyang	4 (0.57%)	50.00%	2 (0.74%)	25.00%	7.25	00:13:06	0.00%	0 (0.00%)	\$0.00 (0.00%)
31	Harbin	4 (0.57%)	25.00%	1 (0.37%)	25.00%	3.75	00:02:02	0.00%	0 (0.00%)	\$0.00 (0.00%)
32	Huainan	4 (0.57%)	75.00%	3 (1.11%)	25.00%	4.25	00:02:20	0.00%	0 (0.00%)	\$0.00 (0.00%)
33	Wuhu	4 (0.57%)	75.00%	3 (1.11%)	25.00%	5.00	00:03:28	0.00%	0 (0.00%)	\$0.00 (0.00%)
34	Wuzhou	4 (0.57%)	75.00%	3 (1.11%)	0.00%	15.25	00:12:42	0.00%	0 (0.00%)	\$0.00 (0.00%)
35	Changzhou	3 (0.42%)	66.67%	2 (0.74%)	33.33%	4.67	00:00:37	0.00%	0 (0.00%)	\$0.00 (0.00%)
36	Nantong	3 (0.42%)	100.00%	3 (1.11%)	100.00%	1.00	00:00:00	0.00%	0 (0.00%)	\$0.00 (0.00%)
37	Wuxi	3 (0.42%)	66.67%	2 (0.74%)	0.00%	5.00	00:01:46	0.00%	0 (0.00%)	\$0.00 (0.00%)
38	Hangzhou	3 (0.42%)	66.67%	2 (0.74%)	0.00%	9.00	00:04:10	0.00%	0 (0.00%)	\$0.00 (0.00%)
39	Jinan	3 (0.42%)	66.67%	2 (0.74%)	0.00%	5.00	00:01:34	0.00%	0 (0.00%)	\$0.00 (0.00%)
40	Zhengzhou	3 (0.42%)	66.67%	2 (0.74%)	0.00%	9.67	00:10:21	0.00%	0 (0.00%)	\$0.00 (0.00%)
41	Changsha	3 (0.42%)	66.67%	2 (0.74%)	0.00%	3.00	00:01:15	0.00%	0 (0.00%)	\$0.00 (0.00%)
42	Qiqihar	2 (0.28%)	50.00%	1 (0.37%)	50.00%	3.00	00:01:14	0.00%	0 (0.00%)	\$0.00 (0.00%)
43	Foshan	2 (0.28%)	50.00%	1 (0.37%)	50.00%	2.00	00:00:29	0.00%	0 (0.00%)	\$0.00 (0.00%)
44	Wuzhong	2 (0.28%)	0.00%	0 (0.00%)	0.00%	4.50	00:13:48	0.00%	0 (0.00%)	\$0.00 (0.00%)
45	Langfang	1 (0.14%)	0.00%	0 (0.00%)	100.00%	1.00	00:00:00	0.00%	0 (0.00%)	\$0.00 (0.00%)
46	Qinhuangdao	1 (0.14%)	100.00%	1 (0.37%)	0.00%	2.00	00:00:09	0.00%	0 (0.00%)	\$0.00 (0.00%)
47	Chifeng	1 (0.14%)	100.00%	1 (0.37%)	0.00%	4.00	00:03:29	0.00%	0 (0.00%)	\$0.00 (0.00%)
48	Siping	1 (0.14%)	100.00%	1 (0.37%)	100.00%	1.00	00:00:00	0.00%	0 (0.00%)	\$0.00 (0.00%)
49	Huai'an	1 (0.14%)	100.00%	1 (0.37%)	100.00%	1.00	00:00:00	0.00%	0 (0.00%)	\$0.00 (0.00%)
50	Shaoxing	1 (0.14%)	100.00%	1 (0.37%)	0.00%	10.00	00:05:22	0.00%	0 (0.00%)	\$0.00 (0.00%)
51	Wenzhou	1 (0.14%)	100.00%	1 (0.37%)	100.00%	1.00	00:00:00	0.00%	0 (0.00%)	\$0.00 (0.00%)
52	Huaibei	1 (0.14%)	100.00%	1 (0.37%)	100.00%	1.00	00:00:00	0.00%	0 (0.00%)	\$0.00 (0.00%)
53	Longyan	1 (0.14%)	0.00%	0 (0.00%)	100.00%	1.00	00:00:00	0.00%	0 (0.00%)	\$0.00 (0.00%)
54	Ganzhou	1 (0.14%)	100.00%	1 (0.37%)	0.00%	12.00	00:03:54	0.00%	0 (0.00%)	\$0.00 (0.00%)
55	Yingtan	1 (0.14%)	100.00%	1 (0.37%)	0.00%	4.00	00:01:04	0.00%	0 (0.00%)	\$0.00 (0.00%)

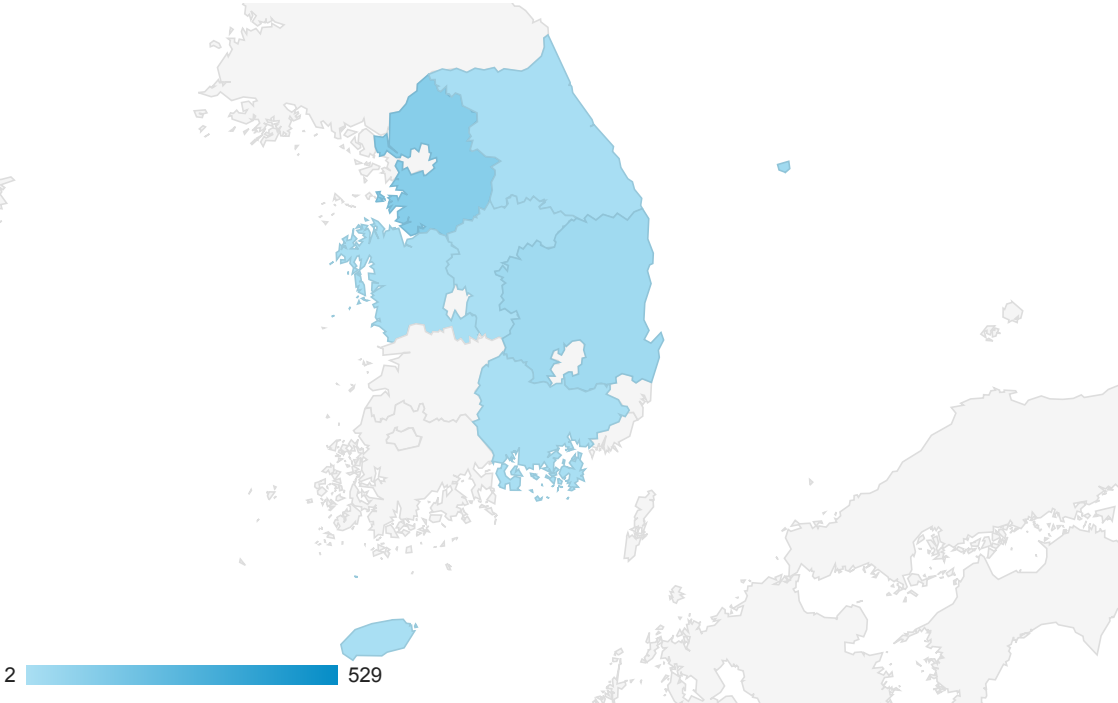
56.	Linyi	1 (0.14%)	0.00%	0 (0.00%)	100.00%	1.00	00:00:00	0.00%	0 (0.00%)	\$0.00 (0.00%)
57.	Weihai	1 (0.14%)	100.00%	1 (0.37%)	0.00%	4.00	00:00:48	0.00%	0 (0.00%)	\$0.00 (0.00%)
58.	Huizhou	1 (0.14%)	100.00%	1 (0.37%)	0.00%	5.00	00:02:18	0.00%	0 (0.00%)	\$0.00 (0.00%)
59.	Yulin	1 (0.14%)	100.00%	1 (0.37%)	0.00%	5.00	00:00:24	0.00%	0 (0.00%)	\$0.00 (0.00%)
60.	Kunming	1 (0.14%)	100.00%	1 (0.37%)	0.00%	2.00	00:00:23	0.00%	0 (0.00%)	\$0.00 (0.00%)
61.	Xining	1 (0.14%)	0.00%	0 (0.00%)	100.00%	1.00	00:00:00	0.00%	0 (0.00%)	\$0.00 (0.00%)
62.	Tongliao	1 (0.14%)	100.00%	1 (0.37%)	0.00%	16.00	00:03:21	0.00%	0 (0.00%)	\$0.00 (0.00%)
63.	Jinzhong	1 (0.14%)	100.00%	1 (0.37%)	0.00%	6.00	00:01:41	0.00%	0 (0.00%)	\$0.00 (0.00%)

すべて » 国/地域: South Korea

 すべてのセッ...  
6.06%

地図表示

サマリー



地域	集客			行動			コンバージョン		
	セッション	新規セッション率	新規ユーザー	直帰率	ページ/セッション	平均セッション時間	コンバージョン率	目標の完了数	目標値
	699 全体に対する割合: 6.06% (11,541)	35.62% サイトの平均: 42.08% (-15.36%)	249 全体に対する割合: 5.13% (4,857)	23.46% サイトの平均: 33.69% (-30.36%)	11.63 サイトの平均: 6.67 (74.25%)	00:11:48 サイトの平均: 00:07:40 (53.93%)	0.00% サイトの平均: 0.00% (0.00%)	0 全体に対する割合: 0.00% (0)	\$0.00 全体に対する割合: 0.00% (\$0.00)
1. (not set)	529 (75.68%)	36.48%	193 (77.51%)	25.52%	11.25	00:10:14	0.00%	0 (0.00%)	\$0.00 (0.00%)
2. Gyeonggi-do	114 (16.31%)	23.68%	27 (10.84%)	19.30%	15.22	00:22:44	0.00%	0 (0.00%)	\$0.00 (0.00%)
3. Gyeongsangbuk-do	34 (4.86%)	55.88%	19 (7.63%)	5.88%	8.09	00:04:12	0.00%	0 (0.00%)	\$0.00 (0.00%)
4. Gangwon-do	7 (1.00%)	42.86%	3 (1.20%)	14.29%	8.86	00:05:33	0.00%	0 (0.00%)	\$0.00 (0.00%)
5. Jeju-do	5 (0.72%)	60.00%	3 (1.20%)	40.00%	7.60	00:02:37	0.00%	0 (0.00%)	\$0.00 (0.00%)
6. Chungcheongnam-do	4 (0.57%)	50.00%	2 (0.80%)	25.00%	3.00	00:04:45	0.00%	0 (0.00%)	\$0.00 (0.00%)
7. Gyeongsangnam-do	4 (0.57%)	0.00%	0 (0.00%)	0.00%	11.25	00:08:55	0.00%	0 (0.00%)	\$0.00 (0.00%)
8. Chungcheongbuk-do	2 (0.29%)	100.00%	2 (0.80%)	50.00%	3.00	00:00:19	0.00%	0 (0.00%)	\$0.00 (0.00%)

地域

2014/03/01 - 2014/03/31

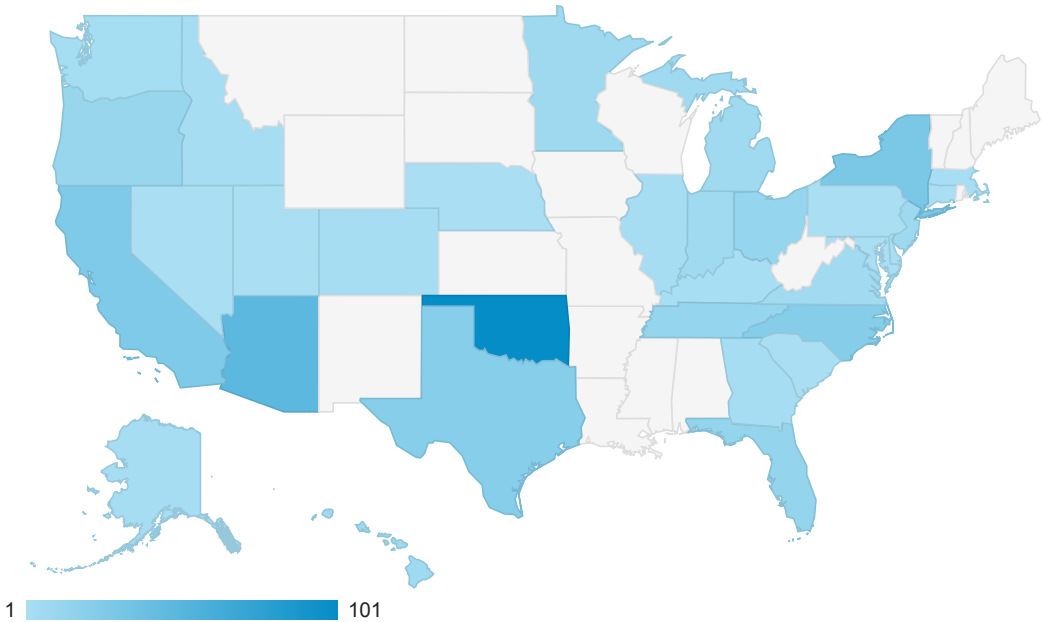
すべて » 国/地域: United States



すべてのセッ...  
3.93%

地図表示

サマリー



地域	集客			行動			コンバージョン		
	セッション	新規セッション率	新規ユーザー	直帰率	ページ/セッション	平均セッション時間	コンバージョン率	目標の完了数	目標値
	453 全体に対する割合: 3.93% (11,541)	41.06% サイトの平均: 42.08% (-2.44%)	186 全体に対する割合: 3.83% (4,857)	33.55% サイトの平均: 33.69% (-0.40%)	6.18 サイトの平均: 6.67 (-7.35%)	00:16:49 サイトの平均: 00:07:40 (119.37%)	0.00% サイトの平均: 0.00% (0.00%)	0 全体に対する割合: 0.00% (0)	\$0.00 全体に対する割合: 0.00% (\$0.00)
1. Oklahoma	101 (22.30%)	19.80%	20 (10.75%)	16.83%	5.64	00:47:53	0.00%	0 (0.00%)	\$0.00 (0.00%)
2. (not set)	76 (16.78%)	25.00%	19 (10.22%)	69.74%	2.64	00:02:51	0.00%	0 (0.00%)	\$0.00 (0.00%)
3. Arizona	48 (10.60%)	72.92%	35 (18.82%)	16.67%	9.92	00:20:20	0.00%	0 (0.00%)	\$0.00 (0.00%)
4. New York	30 (6.62%)	33.33%	10 (5.38%)	30.00%	4.80	00:06:20	0.00%	0 (0.00%)	\$0.00 (0.00%)
5. California	27 (5.96%)	70.37%	19 (10.22%)	33.33%	4.85	00:03:52	0.00%	0 (0.00%)	\$0.00 (0.00%)
6. North Carolina	23 (5.08%)	21.74%	5 (2.69%)	21.74%	7.74	00:10:44	0.00%	0 (0.00%)	\$0.00 (0.00%)
7. Texas	22 (4.86%)	63.64%	14 (7.53%)	31.82%	5.50	00:04:00	0.00%	0 (0.00%)	\$0.00 (0.00%)
8. Florida	14 (3.09%)	14.29%	2 (1.08%)	21.43%	7.57	00:11:13	0.00%	0 (0.00%)	\$0.00 (0.00%)
9. Ohio	13 (2.87%)	23.08%	3 (1.61%)	38.46%	6.00	00:03:31	0.00%	0 (0.00%)	\$0.00 (0.00%)
10. Tennessee	13 (2.87%)	38.46%	5 (2.69%)	30.77%	15.23	00:14:08	0.00%	0 (0.00%)	\$0.00 (0.00%)
11. Oregon	12 (2.65%)	25.00%	3 (1.61%)	41.67%	10.50	00:13:14	0.00%	0 (0.00%)	\$0.00 (0.00%)
12. Minnesota	8 (1.77%)	100.00%	8 (4.30%)	37.50%	3.88	00:02:02	0.00%	0 (0.00%)	\$0.00 (0.00%)
13. New Jersey	8 (1.77%)	62.50%	5 (2.69%)	50.00%	1.75	00:00:17	0.00%	0 (0.00%)	\$0.00 (0.00%)
14. Hawaii	7 (1.55%)	71.43%	5 (2.69%)	42.86%	5.86	00:02:24	0.00%	0 (0.00%)	\$0.00 (0.00%)
15. Indiana	7 (1.55%)	71.43%	5 (2.69%)	42.86%	2.71	00:00:31	0.00%	0 (0.00%)	\$0.00 (0.00%)

15.	<a href="#">Indiana</a>	<b>7</b> (1.55%)	71.43%	<b>5</b> (2.69%)	71.43%	2.71	00:00:31	0.00%	<b>0</b> (0.00%)	<b>\$0.00</b> (0.00%)
16.	<a href="#">Michigan</a>	<b>7</b> (1.55%)	42.86%	<b>3</b> (1.61%)	57.14%	2.57	00:04:03	0.00%	<b>0</b> (0.00%)	<b>\$0.00</b> (0.00%)
17.	<a href="#">Virginia</a>	<b>6</b> (1.32%)	100.00%	<b>6</b> (3.23%)	0.00%	4.50	00:06:44	0.00%	<b>0</b> (0.00%)	<b>\$0.00</b> (0.00%)
18.	<a href="#">Washington</a>	<b>4</b> (0.88%)	75.00%	<b>3</b> (1.61%)	0.00%	2.50	00:01:05	0.00%	<b>0</b> (0.00%)	<b>\$0.00</b> (0.00%)
19.	<a href="#">Alaska</a>	<b>3</b> (0.66%)	66.67%	<b>2</b> (1.08%)	33.33%	4.33	00:05:31	0.00%	<b>0</b> (0.00%)	<b>\$0.00</b> (0.00%)
20.	<a href="#">Colorado</a>	<b>3</b> (0.66%)	33.33%	<b>1</b> (0.54%)	0.00%	28.00	00:25:21	0.00%	<b>0</b> (0.00%)	<b>\$0.00</b> (0.00%)
21.	<a href="#">Georgia</a>	<b>3</b> (0.66%)	0.00%	<b>0</b> (0.00%)	100.00%	1.00	00:00:00	0.00%	<b>0</b> (0.00%)	<b>\$0.00</b> (0.00%)
22.	<a href="#">Idaho</a>	<b>3</b> (0.66%)	33.33%	<b>1</b> (0.54%)	0.00%	12.67	00:02:33	0.00%	<b>0</b> (0.00%)	<b>\$0.00</b> (0.00%)
23.	<a href="#">Illinois</a>	<b>3</b> (0.66%)	66.67%	<b>2</b> (1.08%)	33.33%	4.67	00:03:46	0.00%	<b>0</b> (0.00%)	<b>\$0.00</b> (0.00%)
24.	<a href="#">Kentucky</a>	<b>2</b> (0.44%)	50.00%	<b>1</b> (0.54%)	0.00%	26.00	00:13:52	0.00%	<b>0</b> (0.00%)	<b>\$0.00</b> (0.00%)
25.	<a href="#">Massachusetts</a>	<b>2</b> (0.44%)	100.00%	<b>2</b> (1.08%)	0.00%	4.50	00:00:25	0.00%	<b>0</b> (0.00%)	<b>\$0.00</b> (0.00%)
26.	<a href="#">Connecticut</a>	<b>1</b> (0.22%)	100.00%	<b>1</b> (0.54%)	0.00%	10.00	00:04:37	0.00%	<b>0</b> (0.00%)	<b>\$0.00</b> (0.00%)
27.	<a href="#">Delaware</a>	<b>1</b> (0.22%)	0.00%	<b>0</b> (0.00%)	0.00%	62.00	02:22:51	0.00%	<b>0</b> (0.00%)	<b>\$0.00</b> (0.00%)
28.	<a href="#">Maryland</a>	<b>1</b> (0.22%)	100.00%	<b>1</b> (0.54%)	0.00%	17.00	00:13:48	0.00%	<b>0</b> (0.00%)	<b>\$0.00</b> (0.00%)
29.	<a href="#">Nebraska</a>	<b>1</b> (0.22%)	100.00%	<b>1</b> (0.54%)	100.00%	1.00	00:00:00	0.00%	<b>0</b> (0.00%)	<b>\$0.00</b> (0.00%)
30.	<a href="#">Nevada</a>	<b>1</b> (0.22%)	100.00%	<b>1</b> (0.54%)	100.00%	1.00	00:00:00	0.00%	<b>0</b> (0.00%)	<b>\$0.00</b> (0.00%)
31.	<a href="#">Pennsylvania</a>	<b>1</b> (0.22%)	100.00%	<b>1</b> (0.54%)	0.00%	3.00	00:04:07	0.00%	<b>0</b> (0.00%)	<b>\$0.00</b> (0.00%)
32.	<a href="#">South Carolina</a>	<b>1</b> (0.22%)	100.00%	<b>1</b> (0.54%)	0.00%	3.00	00:00:32	0.00%	<b>0</b> (0.00%)	<b>\$0.00</b> (0.00%)
33.	<a href="#">Utah</a>	<b>1</b> (0.22%)	100.00%	<b>1</b> (0.54%)	100.00%	1.00	00:00:00	0.00%	<b>0</b> (0.00%)	<b>\$0.00</b> (0.00%)