

地域

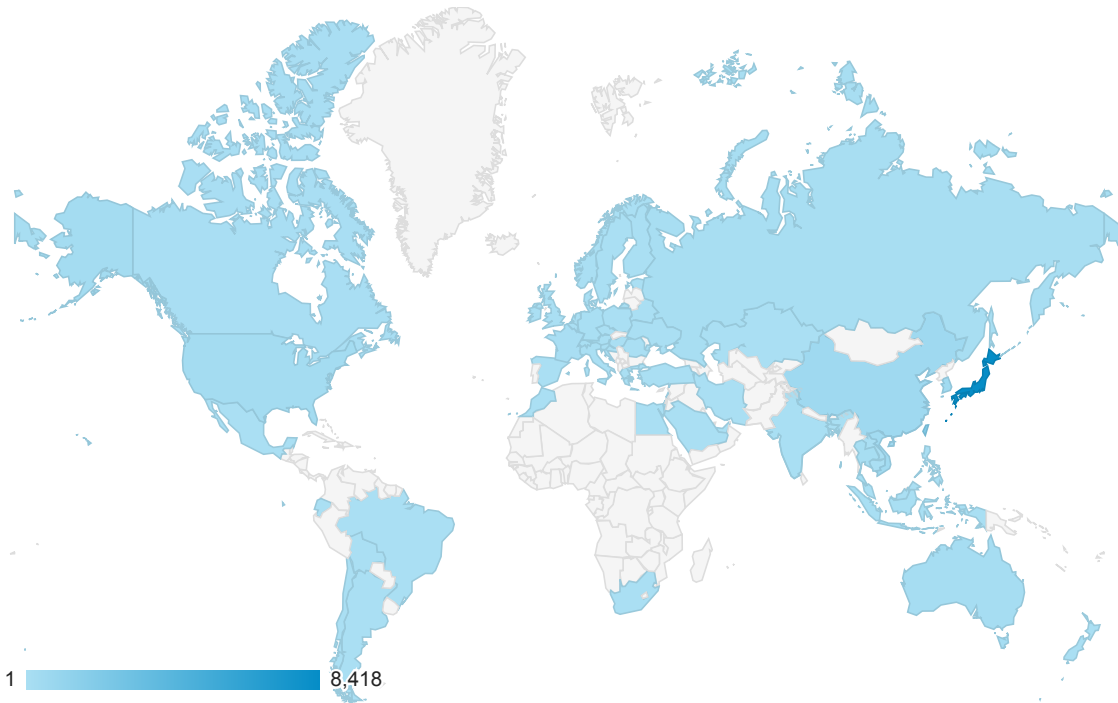
2014/07/01 - 2014/07/31

すべてのセッション  
100.00%

+ セグメント

地図表示

サマリー



国/地域	集客			行動			コンバージョン		
	セッション	新規セッション率	新規ユーザー	直帰率	ページ/セッション	平均セッション時間	コンバージョン率	目標の完了数	目標値
	13,754 全体に対する割合: 100.00% (13,754)	43.14% サイトの平均: 42.98% (0.39%)	5,934 全体に対する割合: 100.39% (5,911)	32.81% サイトの平均: 32.81% (0.00%)	6.71 サイトの平均: 6.71 (0.00%)	00:07:12 サイトの平均: 00:07:12 (0.00%)	0.00% サイトの平均: 0.00% (0.00%)	0 全体に対する割合: 0.00% (0)	\$0.00 全体に対する割合: 0.00% (\$0.00)
1. Japan	8,418 (61.20%)	47.42%	3,992 (67.27%)	29.94%	6.88	00:06:27	0.00%	0 (0.00%)	\$0.00 (0.00%)
2. Taiwan	2,058 (14.96%)	34.50%	710 (11.96%)	39.70%	5.94	00:07:07	0.00%	0 (0.00%)	\$0.00 (0.00%)
3. China	585 (4.25%)	33.33%	195 (3.29%)	30.26%	5.93	00:10:20	0.00%	0 (0.00%)	\$0.00 (0.00%)
4. Hong Kong	450 (3.27%)	21.11%	95 (1.60%)	31.11%	6.23	00:09:16	0.00%	0 (0.00%)	\$0.00 (0.00%)
5. South Korea	441 (3.21%)	33.11%	146 (2.46%)	35.60%	7.35	00:07:38	0.00%	0 (0.00%)	\$0.00 (0.00%)
6. Vietnam	406 (2.95%)	38.18%	155 (2.61%)	36.70%	7.46	00:08:48	0.00%	0 (0.00%)	\$0.00 (0.00%)
7. United States	328 (2.38%)	42.68%	140 (2.36%)	33.23%	6.21	00:15:17	0.00%	0 (0.00%)	\$0.00 (0.00%)
8. Australia	214 (1.56%)	62.62%	134 (2.26%)	44.39%	11.21	00:09:47	0.00%	0 (0.00%)	\$0.00 (0.00%)
9. Thailand	141 (1.03%)	67.38%	95 (1.60%)	48.23%	7.43	00:06:35	0.00%	0 (0.00%)	\$0.00 (0.00%)
10. Russia	111 (0.81%)	17.12%	19 (0.32%)	54.05%	3.51	00:03:16	0.00%	0 (0.00%)	\$0.00 (0.00%)
11. Canada	61 (0.44%)	11.48%	7 (0.12%)	47.54%	3.31	00:06:24	0.00%	0 (0.00%)	\$0.00 (0.00%)
12. France	54 (0.39%)	18.52%	10 (0.17%)	70.37%	3.57	00:02:31	0.00%	0 (0.00%)	\$0.00 (0.00%)
13. Germany	47 (0.34%)	59.57%	28 (0.47%)	46.81%	3.30	00:02:29	0.00%	0 (0.00%)	\$0.00 (0.00%)




49.	Bangladesh	1 (0.01%)	100.00%	1 (0.02%)	100.00%	1.00	00:00:00	0.00%	0 (0.00%)	\$0.00 (0.00%)
50.	Belarus	1 (0.01%)	100.00%	1 (0.02%)	100.00%	1.00	00:00:00	0.00%	0 (0.00%)	\$0.00 (0.00%)
51.	Denmark	1 (0.01%)	100.00%	1 (0.02%)	0.00%	3.00	00:00:30	0.00%	0 (0.00%)	\$0.00 (0.00%)
52.	Estonia	1 (0.01%)	100.00%	1 (0.02%)	0.00%	3.00	00:02:20	0.00%	0 (0.00%)	\$0.00 (0.00%)
53.	Croatia	1 (0.01%)	0.00%	0 (0.00%)	0.00%	15.00	00:38:02	0.00%	0 (0.00%)	\$0.00 (0.00%)
54.	Ireland	1 (0.01%)	100.00%	1 (0.02%)	100.00%	1.00	00:00:00	0.00%	0 (0.00%)	\$0.00 (0.00%)
55.	Israel	1 (0.01%)	100.00%	1 (0.02%)	100.00%	1.00	00:00:00	0.00%	0 (0.00%)	\$0.00 (0.00%)
56.	Iran	1 (0.01%)	100.00%	1 (0.02%)	100.00%	1.00	00:00:00	0.00%	0 (0.00%)	\$0.00 (0.00%)
57.	Kazakhstan	1 (0.01%)	0.00%	0 (0.00%)	100.00%	1.00	00:00:00	0.00%	0 (0.00%)	\$0.00 (0.00%)
58.	Lebanon	1 (0.01%)	100.00%	1 (0.02%)	100.00%	1.00	00:00:00	0.00%	0 (0.00%)	\$0.00 (0.00%)
59.	Luxembourg	1 (0.01%)	100.00%	1 (0.02%)	100.00%	1.00	00:00:00	0.00%	0 (0.00%)	\$0.00 (0.00%)
60.	Norway	1 (0.01%)	100.00%	1 (0.02%)	0.00%	4.00	00:01:52	0.00%	0 (0.00%)	\$0.00 (0.00%)
61.	Saudi Arabia	1 (0.01%)	100.00%	1 (0.02%)	0.00%	6.00	00:02:56	0.00%	0 (0.00%)	\$0.00 (0.00%)
62.	Slovenia	1 (0.01%)	100.00%	1 (0.02%)	0.00%	2.00	00:00:09	0.00%	0 (0.00%)	\$0.00 (0.00%)
63.	South Africa	1 (0.01%)	100.00%	1 (0.02%)	0.00%	3.00	00:01:21	0.00%	0 (0.00%)	\$0.00 (0.00%)

地域

2014/07/01 - 2014/07/31

すべて » 国/地域: Japan



すべてのセッション

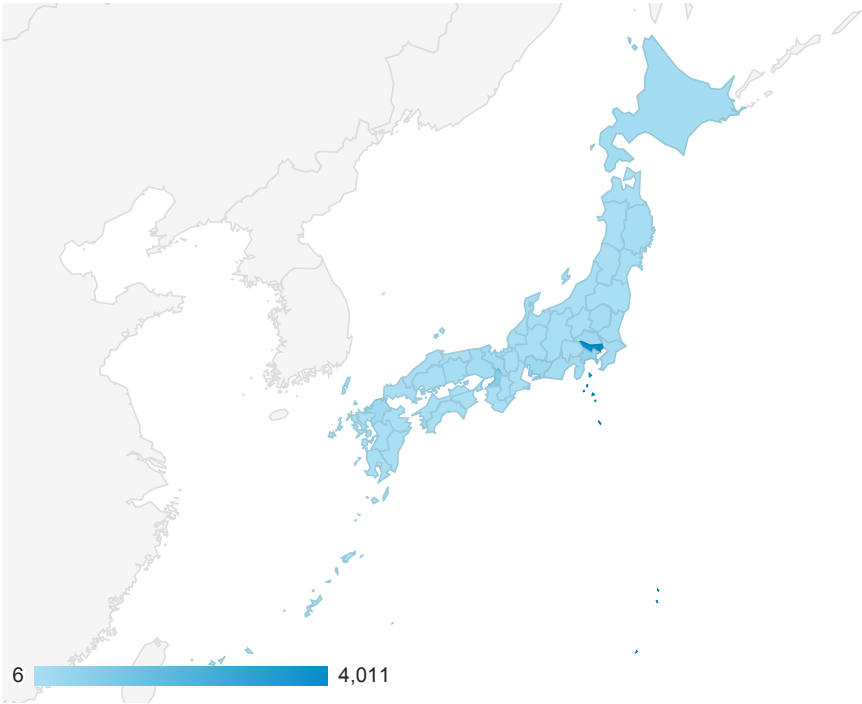
61.20%



+ セグメント

地図表示

サマリー



地域	集客			行動			コンバージョン		
	セッション	新規セッション率	新規ユーザー	直帰率	ページ/セッション	平均セッション時間	コンバージョン率	目標の完了数	目標値
	8,418 全体に対する割合: 61.20% (13,754)	47.42% サイトの平均: 42.98% (10.34%)	3,992 全体に対する割合: 67.54% (5,911)	29.94% サイトの平均: 32.81% (-8.77%)	6.88 サイトの平均: 6.71 (2.51%)	00:06:27 サイトの平均: 00:07:12 (-10.24%)	0.00% サイトの平均: 0.00% (0.00%)	0 全体に対する割合: 0.00% (0)	\$0.00 全体に対する割合: 0.00% (\$0.00)
1. Tokyo	4,011 (47.65%)	46.52%	1,866 (46.74%)	31.54%	6.10	00:06:09	0.00%	0 (0.00%)	\$0.00 (0.00%)
2. Osaka Prefecture	894 (10.62%)	41.83%	374 (9.37%)	31.77%	10.09	00:07:31	0.00%	0 (0.00%)	\$0.00 (0.00%)
3. Kanagawa Prefecture	555 (6.59%)	49.37%	274 (6.86%)	34.05%	6.25	00:06:05	0.00%	0 (0.00%)	\$0.00 (0.00%)
4. Aichi	331 (3.93%)	49.85%	165 (4.13%)	31.12%	5.40	00:05:05	0.00%	0 (0.00%)	\$0.00 (0.00%)
5. Fukuoka	287 (3.41%)	57.14%	164 (4.11%)	26.48%	7.23	00:05:13	0.00%	0 (0.00%)	\$0.00 (0.00%)
6. Saitama	246 (2.92%)	47.56%	117 (2.93%)	31.71%	6.71	00:06:59	0.00%	0 (0.00%)	\$0.00 (0.00%)
7. Chiba	187 (2.22%)	51.87%	97 (2.43%)	26.74%	5.52	00:04:36	0.00%	0 (0.00%)	\$0.00 (0.00%)
8. Hokkaido	174 (2.07%)	33.91%	59 (1.48%)	39.66%	4.23	00:03:11	0.00%	0 (0.00%)	\$0.00 (0.00%)
9. Kyoto Prefecture	166 (1.97%)	57.83%	96 (2.40%)	33.73%	7.43	00:05:14	0.00%	0 (0.00%)	\$0.00 (0.00%)
10. Hyogo Prefecture	155 (1.84%)	60.00%	93 (2.33%)	21.94%	6.86	00:06:12	0.00%	0 (0.00%)	\$0.00 (0.00%)
11. Shizuoka	139 (1.65%)	36.69%	51 (1.28%)	25.90%	4.57	00:04:02	0.00%	0 (0.00%)	\$0.00 (0.00%)
12. Tochigi	130 (1.54%)	20.77%	27 (0.68%)	13.08%	8.34	00:08:40	0.00%	0 (0.00%)	\$0.00 (0.00%)
13. Ibaraki	119 (1.41%)	44.54%	53 (1.33%)	20.17%	6.90	00:06:23	0.00%	0 (0.00%)	\$0.00 (0.00%)

	Prefecture	110 (1.11%)	19.51%	33 (1.00%)	20.11%	3.30	00:00:20	0.00%	0 (0.00%)	\$0.00 (0.00%)
14.	Iwate	86 (1.02%)	19.77%	17 (0.43%)	13.95%	13.30	00:32:23	0.00%	0 (0.00%)	\$0.00 (0.00%)
15.	Okayama	82 (0.97%)	43.90%	36 (0.90%)	12.20%	7.20	00:06:50	0.00%	0 (0.00%)	\$0.00 (0.00%)
16.	Ishikawa	56 (0.67%)	14.29%	8 (0.20%)	30.36%	3.02	00:07:29	0.00%	0 (0.00%)	\$0.00 (0.00%)
17.	Hiroshima	53 (0.63%)	47.17%	25 (0.63%)	24.53%	8.23	00:07:06	0.00%	0 (0.00%)	\$0.00 (0.00%)
18.	Nagasaki	52 (0.62%)	32.69%	17 (0.43%)	11.54%	15.38	00:13:34	0.00%	0 (0.00%)	\$0.00 (0.00%)
19.	Miyagi	50 (0.59%)	78.00%	39 (0.98%)	28.00%	6.72	00:04:29	0.00%	0 (0.00%)	\$0.00 (0.00%)
20.	Fukui	47 (0.56%)	40.43%	19 (0.48%)	27.66%	6.72	00:08:52	0.00%	0 (0.00%)	\$0.00 (0.00%)
21.	Nagano Prefecture	47 (0.56%)	72.34%	34 (0.85%)	23.40%	5.04	00:03:53	0.00%	0 (0.00%)	\$0.00 (0.00%)
22.	Toyama	43 (0.51%)	53.49%	23 (0.58%)	16.28%	20.65	00:21:22	0.00%	0 (0.00%)	\$0.00 (0.00%)
23.	Gifu	39 (0.46%)	56.41%	22 (0.55%)	20.51%	8.59	00:06:31	0.00%	0 (0.00%)	\$0.00 (0.00%)
24.	Mie	36 (0.43%)	66.67%	24 (0.60%)	22.22%	9.61	00:07:30	0.00%	0 (0.00%)	\$0.00 (0.00%)
25.	Gunma	33 (0.39%)	63.64%	21 (0.53%)	21.21%	10.12	00:05:25	0.00%	0 (0.00%)	\$0.00 (0.00%)
26.	Akita	32 (0.38%)	56.25%	18 (0.45%)	12.50%	6.59	00:05:31	0.00%	0 (0.00%)	\$0.00 (0.00%)
27.	Miyazaki	32 (0.38%)	37.50%	12 (0.30%)	28.12%	5.28	00:02:41	0.00%	0 (0.00%)	\$0.00 (0.00%)
28.	Nara	27 (0.32%)	66.67%	18 (0.45%)	25.93%	5.52	00:02:50	0.00%	0 (0.00%)	\$0.00 (0.00%)
29.	Kagoshima	24 (0.29%)	70.83%	17 (0.43%)	33.33%	5.42	00:02:11	0.00%	0 (0.00%)	\$0.00 (0.00%)
30.	Yamanashi Prefecture	23 (0.27%)	78.26%	18 (0.45%)	34.78%	11.96	00:07:59	0.00%	0 (0.00%)	\$0.00 (0.00%)
31.	Kumamoto Prefecture	23 (0.27%)	69.57%	16 (0.40%)	34.78%	16.43	00:15:02	0.00%	0 (0.00%)	\$0.00 (0.00%)
32.	Niigata	22 (0.26%)	63.64%	14 (0.35%)	36.36%	9.59	00:04:15	0.00%	0 (0.00%)	\$0.00 (0.00%)
33.	Fukushima	21 (0.25%)	71.43%	15 (0.38%)	42.86%	3.52	00:00:40	0.00%	0 (0.00%)	\$0.00 (0.00%)
34.	Shiga Prefecture	21 (0.25%)	52.38%	11 (0.28%)	19.05%	10.05	00:10:00	0.00%	0 (0.00%)	\$0.00 (0.00%)
35.	Ehime Prefecture	20 (0.24%)	75.00%	15 (0.38%)	35.00%	5.75	00:01:53	0.00%	0 (0.00%)	\$0.00 (0.00%)
36.	Oita Prefecture	20 (0.24%)	95.00%	19 (0.48%)	45.00%	4.90	00:01:39	0.00%	0 (0.00%)	\$0.00 (0.00%)
37.	Kagawa Prefecture	19 (0.23%)	57.89%	11 (0.28%)	21.05%	10.89	00:06:39	0.00%	0 (0.00%)	\$0.00 (0.00%)
38.	Kochi Prefecture	19 (0.23%)	63.16%	12 (0.30%)	31.58%	5.37	00:02:18	0.00%	0 (0.00%)	\$0.00 (0.00%)
39.	Aomori Prefecture	16 (0.19%)	87.50%	14 (0.35%)	25.00%	6.69	00:02:26	0.00%	0 (0.00%)	\$0.00 (0.00%)
40.	Okinawa	16 (0.19%)	62.50%	10 (0.25%)	18.75%	5.19	00:02:52	0.00%	0 (0.00%)	\$0.00 (0.00%)
41.	Yamagata	15 (0.18%)	73.33%	11 (0.28%)	13.33%	7.47	00:04:05	0.00%	0 (0.00%)	\$0.00 (0.00%)
42.	Yamaguchi	12 (0.14%)	100.00%	12 (0.30%)	25.00%	5.58	00:05:10	0.00%	0 (0.00%)	\$0.00 (0.00%)
43.	Wakayama	11 (0.13%)	63.64%	7 (0.18%)	18.18%	4.64	00:02:44	0.00%	0 (0.00%)	\$0.00 (0.00%)
44.	Shimane Prefecture	9 (0.11%)	88.89%	8 (0.20%)	33.33%	4.33	00:01:00	0.00%	0 (0.00%)	\$0.00 (0.00%)
45.	Tottori Prefecture	6 (0.07%)	50.00%	3 (0.08%)	0.00%	6.67	00:03:33	0.00%	0 (0.00%)	\$0.00 (0.00%)
46.	Tokushima	6 (0.07%)	83.33%	5 (0.13%)	33.33%	5.00	00:01:15	0.00%	0 (0.00%)	\$0.00 (0.00%)
47.	Saga	6 (0.07%)	83.33%	5 (0.13%)	50.00%	2.00	00:00:26	0.00%	0 (0.00%)	\$0.00 (0.00%)



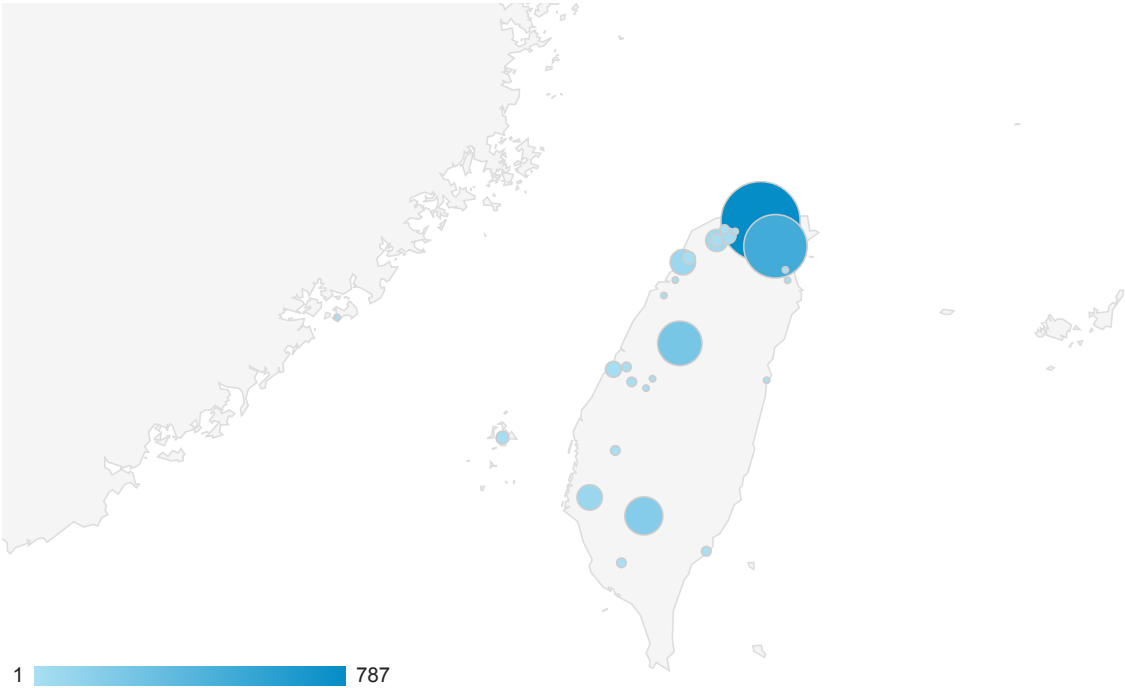
すべて » 国/地域: Taiwan

すべてのセッション  
14.96%

+ セグメント

地図表示

サマリー



市区町村	集客			行動			コンバージョン		
	セッション	新規セッション率	新規ユーザー	直帰率	ページ/セッション	平均セッション時間	コンバージョン率	目標の完了数	目標値
	2,058 全体に対する割合: 14.96% (13,754)	34.50% サイトの平均: 42.98% (-19.72%)	710 全体に対する割合: 12.01% (5,911)	39.70% サイトの平均: 32.81% (20.99%)	5.94 サイトの平均: 6.71 (-11.45%)	00:07:07 サイトの平均: 00:07:12 (-1.04%)	0.00% サイトの平均: 0.00% (0.00%)	0 全体に対する割合: 0.00% (0)	\$0.00 全体に対する割合: 0.00% (\$0.00)
1. Taipei City	787 (38.24%)	32.91%	259 (36.48%)	44.73%	5.05	00:05:48	0.00%	0 (0.00%)	\$0.00 (0.00%)
2. New Taipei City	495 (24.05%)	41.82%	207 (29.15%)	39.19%	7.80	00:07:35	0.00%	0 (0.00%)	\$0.00 (0.00%)
3. Taichung City	238 (11.56%)	36.13%	86 (12.11%)	27.31%	6.80	00:10:04	0.00%	0 (0.00%)	\$0.00 (0.00%)
4. Kaohsiung City	184 (8.94%)	22.83%	42 (5.92%)	30.98%	4.61	00:09:51	0.00%	0 (0.00%)	\$0.00 (0.00%)
5. Tainan City	78 (3.79%)	39.74%	31 (4.37%)	33.33%	7.12	00:08:39	0.00%	0 (0.00%)	\$0.00 (0.00%)
6. Hsinchu City	73 (3.55%)	24.66%	18 (2.54%)	36.99%	5.12	00:04:46	0.00%	0 (0.00%)	\$0.00 (0.00%)
7. Zhongli City	67 (3.26%)	26.87%	18 (2.54%)	44.78%	4.15	00:05:14	0.00%	0 (0.00%)	\$0.00 (0.00%)
8. Taoyuan City	28 (1.36%)	42.86%	12 (1.69%)	35.71%	3.89	00:04:14	0.00%	0 (0.00%)	\$0.00 (0.00%)
9. Lugang Township	23 (1.12%)	4.35%	1 (0.14%)	86.96%	2.43	00:01:51	0.00%	0 (0.00%)	\$0.00 (0.00%)
10. Magong City	16 (0.78%)	12.50%	2 (0.28%)	43.75%	2.81	00:12:19	0.00%	0 (0.00%)	\$0.00 (0.00%)
11. Zhubei City	13 (0.63%)	30.77%	4 (0.56%)	53.85%	8.62	00:08:16	0.00%	0 (0.00%)	\$0.00 (0.00%)

12.	Changhua City	11 (0.53%)	63.64%	7 (0.99%)	18.18%	6.91	00:03:21	0.00%	0 (0.00%)	\$0.00 (0.00%)
13.	Yuanlin Township	7 (0.34%)	0.00%	0 (0.00%)	85.71%	1.14	00:01:01	0.00%	0 (0.00%)	\$0.00 (0.00%)
14.	Chiayi City	6 (0.29%)	83.33%	5 (0.70%)	16.67%	27.83	00:16:12	0.00%	0 (0.00%)	\$0.00 (0.00%)
15.	Luzhu Township	5 (0.24%)	0.00%	0 (0.00%)	20.00%	7.20	00:10:44	0.00%	0 (0.00%)	\$0.00 (0.00%)
16.	Taitung City	4 (0.19%)	50.00%	2 (0.28%)	100.00%	1.00	00:00:00	0.00%	0 (0.00%)	\$0.00 (0.00%)
17.	Pingtung City	4 (0.19%)	100.00%	4 (0.56%)	50.00%	1.75	00:00:34	0.00%	0 (0.00%)	\$0.00 (0.00%)
18.	Jincheng Township	3 (0.15%)	33.33%	1 (0.14%)	0.00%	9.67	00:10:05	0.00%	0 (0.00%)	\$0.00 (0.00%)
19.	Nantou City	3 (0.15%)	33.33%	1 (0.14%)	33.33%	7.00	00:04:41	0.00%	0 (0.00%)	\$0.00 (0.00%)
20.	Yilan City	2 (0.10%)	100.00%	2 (0.28%)	50.00%	1.50	00:00:03	0.00%	0 (0.00%)	\$0.00 (0.00%)
21.	Luodong Township	2 (0.10%)	50.00%	1 (0.14%)	100.00%	1.00	00:00:00	0.00%	0 (0.00%)	\$0.00 (0.00%)
22.	Guishan Township	2 (0.10%)	100.00%	2 (0.28%)	0.00%	9.00	00:01:47	0.00%	0 (0.00%)	\$0.00 (0.00%)
23.	Toufen Township	2 (0.10%)	0.00%	0 (0.00%)	50.00%	3.50	00:19:14	0.00%	0 (0.00%)	\$0.00 (0.00%)
24.	Hualian City	2 (0.10%)	100.00%	2 (0.28%)	50.00%	1.50	00:00:04	0.00%	0 (0.00%)	\$0.00 (0.00%)
25.	Caotun Township	2 (0.10%)	100.00%	2 (0.28%)	0.00%	3.00	00:01:02	0.00%	0 (0.00%)	\$0.00 (0.00%)
26.	Miaoli City	1 (0.05%)	100.00%	1 (0.14%)	0.00%	9.00	00:01:18	0.00%	0 (0.00%)	\$0.00 (0.00%)



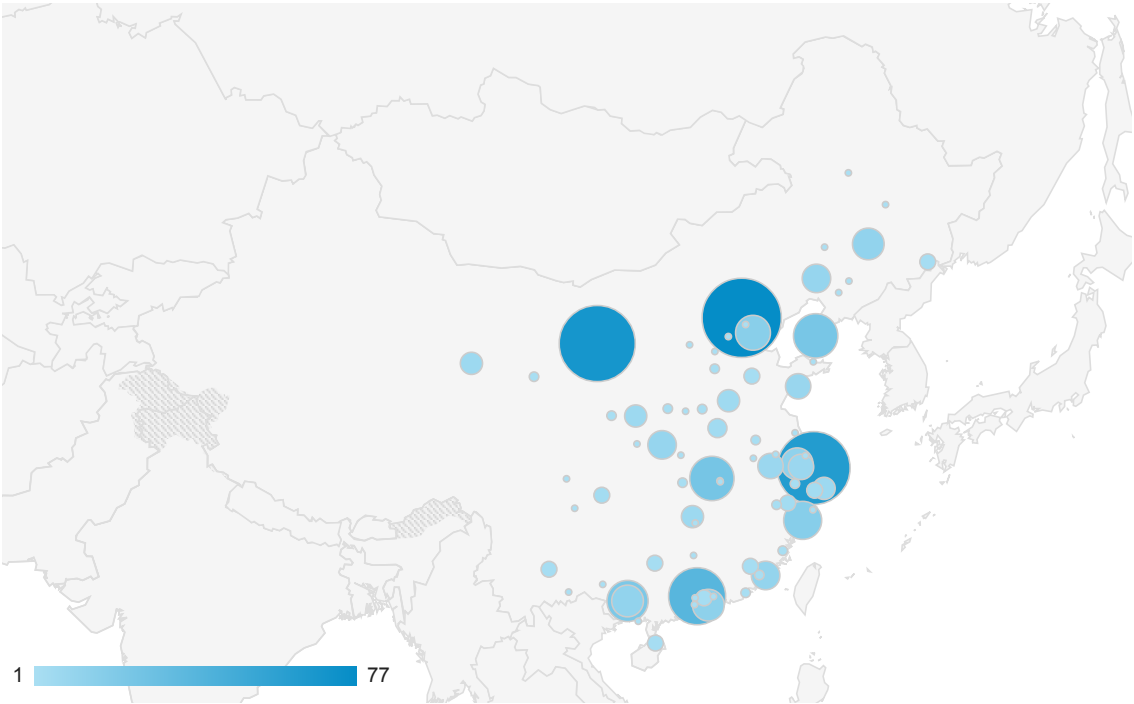
すべて » 国/地域: China

すべてのセッション  
4.25%

+ セグメント

地図表示

サマリー



市区町村	集客			行動			コンバージョン		
	セッション	新規セッション率	新規ユーザー	直帰率	ページ/セッション	平均セッション時間	コンバージョン率	目標の完了数	目標値
	585 全体に対する割合: 4.25% (13,754)	33.33% サイトの平均: 42.98% (-22.44%)	195 全体に対する割合: 3.30% (5,911)	30.26% サイトの平均: 32.81% (-7.79%)	5.93 サイトの平均: 6.71 (-11.57%)	00:10:20 サイトの平均: 00:07:12 (43.69%)	0.00% サイトの平均: 0.00% (0.00%)	0 全体に対する割合: 0.00% (0)	\$0.00 全体に対する割合: 0.00% (\$0.00)
1. Beijing	77 (13.16%)	38.96%	30 (15.38%)	28.57%	5.23	00:06:32	0.00%	0 (0.00%)	\$0.00 (0.00%)
2. Yinchuan	69 (11.79%)	0.00%	0 (0.00%)	18.84%	6.61	00:30:39	0.00%	0 (0.00%)	\$0.00 (0.00%)
3. Shanghai	63 (10.77%)	44.44%	28 (14.36%)	33.33%	6.00	00:07:00	0.00%	0 (0.00%)	\$0.00 (0.00%)
4. Guangzhou	39 (6.67%)	15.38%	6 (3.08%)	46.15%	5.05	00:07:55	0.00%	0 (0.00%)	\$0.00 (0.00%)
5. Nanning	34 (5.81%)	17.65%	6 (3.08%)	26.47%	7.94	00:13:02	0.00%	0 (0.00%)	\$0.00 (0.00%)
6. Wuhan	25 (4.27%)	60.00%	15 (7.69%)	36.00%	4.44	00:12:12	0.00%	0 (0.00%)	\$0.00 (0.00%)
7. Dalian	24 (4.10%)	16.67%	4 (2.05%)	41.67%	3.33	00:03:12	0.00%	0 (0.00%)	\$0.00 (0.00%)
8. Wenzhou	17 (2.91%)	23.53%	4 (2.05%)	17.65%	4.24	00:03:04	0.00%	0 (0.00%)	\$0.00 (0.00%)
9. Tianjin	16 (2.74%)	12.50%	2 (1.03%)	31.25%	3.56	00:05:36	0.00%	0 (0.00%)	\$0.00 (0.00%)
10. Shenzhen	14 (2.39%)	21.43%	3 (1.54%)	14.29%	17.14	00:21:12	0.00%	0 (0.00%)	\$0.00 (0.00%)
11. Wuxi	13 (2.22%)	15.38%	2 (1.03%)	15.38%	14.85	00:31:12	0.00%	0 (0.00%)	\$0.00 (0.00%)
12. Changchun	12 (2.05%)	58.33%	7 (3.59%)	41.67%	4.08	00:02:53	0.00%	0 (0.00%)	\$0.00 (0.00%)
13. Xiamen	11 (1.88%)	54.55%	6 (3.08%)	9.09%	6.73	00:12:04	0.00%	0 (0.00%)	\$0.00 (0.00%)
14. Fuxin	10 (1.71%)	10.00%	1 (0.51%)	30.00%	9.10	00:07:05	0.00%	0 (0.00%)	\$0.00 (0.00%)

15.	Shiyan	10 (1.71%)	30.00%	3 (1.54%)	30.00%	10.80	00:12:23	0.00%	0 (0.00%)	\$0.00 (0.00%)
16.	Qingdao	9 (1.54%)	66.67%	6 (3.08%)	33.33%	2.44	00:01:40	0.00%	0 (0.00%)	\$0.00 (0.00%)
17.	Suzhou	8 (1.37%)	75.00%	6 (3.08%)	50.00%	10.00	00:04:36	0.00%	0 (0.00%)	\$0.00 (0.00%)
18.	Wuhu	8 (1.37%)	37.50%	3 (1.54%)	12.50%	10.62	00:05:02	0.00%	0 (0.00%)	\$0.00 (0.00%)
19.	Zhoushan	7 (1.20%)	14.29%	1 (0.51%)	42.86%	3.29	00:07:43	0.00%	0 (0.00%)	\$0.00 (0.00%)
20.	Changsha	7 (1.20%)	71.43%	5 (2.56%)	71.43%	2.29	00:00:37	0.00%	0 (0.00%)	\$0.00 (0.00%)
21.	Xi'an	7 (1.20%)	57.14%	4 (2.05%)	71.43%	3.00	00:01:25	0.00%	0 (0.00%)	\$0.00 (0.00%)
22.	Haixi	7 (1.20%)	14.29%	1 (0.51%)	14.29%	5.86	00:09:18	0.00%	0 (0.00%)	\$0.00 (0.00%)
23.	Heze	6 (1.03%)	0.00%	0 (0.00%)	0.00%	2.67	00:04:37	0.00%	0 (0.00%)	\$0.00 (0.00%)
24.	Zhoukou	5 (0.85%)	20.00%	1 (0.51%)	20.00%	3.60	00:03:53	0.00%	0 (0.00%)	\$0.00 (0.00%)
25.	Jinhua	4 (0.68%)	50.00%	2 (1.03%)	25.00%	6.25	00:07:24	0.00%	0 (0.00%)	\$0.00 (0.00%)
26.	Ningbo	4 (0.68%)	25.00%	1 (0.51%)	25.00%	5.50	00:12:48	0.00%	0 (0.00%)	\$0.00 (0.00%)
27.	Chongqing	4 (0.68%)	100.00%	4 (2.05%)	75.00%	5.00	00:06:10	0.00%	0 (0.00%)	\$0.00 (0.00%)
28.	Longyan	3 (0.51%)	66.67%	2 (1.03%)	33.33%	3.67	00:12:11	0.00%	0 (0.00%)	\$0.00 (0.00%)
29.	Jinan	3 (0.51%)	33.33%	1 (0.51%)	0.00%	10.00	00:06:50	0.00%	0 (0.00%)	\$0.00 (0.00%)
30.	Dongguan	3 (0.51%)	100.00%	3 (1.54%)	0.00%	3.33	00:02:22	0.00%	0 (0.00%)	\$0.00 (0.00%)
31.	Guilin	3 (0.51%)	100.00%	3 (1.54%)	0.00%	2.33	00:00:39	0.00%	0 (0.00%)	\$0.00 (0.00%)
32.	Haikou	3 (0.51%)	0.00%	0 (0.00%)	0.00%	7.67	00:19:54	0.00%	0 (0.00%)	\$0.00 (0.00%)
33.	Kunming	3 (0.51%)	66.67%	2 (1.03%)	0.00%	3.33	00:02:47	0.00%	0 (0.00%)	\$0.00 (0.00%)
34.	Yanbian	3 (0.51%)	100.00%	3 (1.54%)	66.67%	1.67	00:00:10	0.00%	0 (0.00%)	\$0.00 (0.00%)
35.	Sanmenxia	2 (0.34%)	50.00%	1 (0.51%)	50.00%	1.50	00:00:22	0.00%	0 (0.00%)	\$0.00 (0.00%)
36.	Hangzhou	2 (0.34%)	0.00%	0 (0.00%)	50.00%	3.00	00:02:22	0.00%	0 (0.00%)	\$0.00 (0.00%)
37.	Bengbu	2 (0.34%)	50.00%	1 (0.51%)	50.00%	1.50	00:00:07	0.00%	0 (0.00%)	\$0.00 (0.00%)
38.	Fuzhou	2 (0.34%)	50.00%	1 (0.51%)	0.00%	6.50	00:01:07	0.00%	0 (0.00%)	\$0.00 (0.00%)
39.	Zhangzhou	2 (0.34%)	50.00%	1 (0.51%)	0.00%	8.00	00:17:00	0.00%	0 (0.00%)	\$0.00 (0.00%)
40.	Zhengzhou	2 (0.34%)	50.00%	1 (0.51%)	50.00%	6.50	00:00:51	0.00%	0 (0.00%)	\$0.00 (0.00%)
41.	Shantou	2 (0.34%)	50.00%	1 (0.51%)	50.00%	3.00	00:00:30	0.00%	0 (0.00%)	\$0.00 (0.00%)
42.	Baoji	2 (0.34%)	50.00%	1 (0.51%)	50.00%	1.50	00:00:08	0.00%	0 (0.00%)	\$0.00 (0.00%)
43.	Xining	2 (0.34%)	0.00%	0 (0.00%)	0.00%	2.00	00:00:09	0.00%	0 (0.00%)	\$0.00 (0.00%)
44.	Jingzhou	2 (0.34%)	100.00%	2 (1.03%)	100.00%	1.00	00:00:00	0.00%	0 (0.00%)	\$0.00 (0.00%)
45.	Quzhou	2 (0.34%)	0.00%	0 (0.00%)	0.00%	4.00	00:07:38	0.00%	0 (0.00%)	\$0.00 (0.00%)
46.	Xingtai	2 (0.34%)	100.00%	2 (1.03%)	50.00%	3.00	00:00:59	0.00%	0 (0.00%)	\$0.00 (0.00%)
47.	Langfang	1 (0.17%)	100.00%	1 (0.51%)	0.00%	3.00	00:00:39	0.00%	0 (0.00%)	\$0.00 (0.00%)
48.	Shijiazhuang	1 (0.17%)	100.00%	1 (0.51%)	0.00%	3.00	00:12:11	0.00%	0 (0.00%)	\$0.00 (0.00%)
49.	Ankang	1 (0.17%)	100.00%	1 (0.51%)	0.00%	2.00	00:00:57	0.00%	0 (0.00%)	\$0.00 (0.00%)
50.	Fushun	1 (0.17%)	0.00%	0 (0.00%)	100.00%	1.00	00:00:00	0.00%	0 (0.00%)	\$0.00 (0.00%)
51.	Liaoyang	1 (0.17%)	100.00%	1 (0.51%)	0.00%	4.00	00:03:10	0.00%	0 (0.00%)	\$0.00 (0.00%)
52.	Harbin	1 (0.17%)	0.00%	0 (0.00%)	0.00%	3.00	00:01:57	0.00%	0 (0.00%)	\$0.00 (0.00%)
53.	Qiqihar	1 (0.17%)	0.00%	0 (0.00%)	0.00%	14.00	00:01:47	0.00%	0 (0.00%)	\$0.00 (0.00%)
54.	Nanjing	1 (0.17%)	0.00%	0 (0.00%)	0.00%	2.00	00:03:39	0.00%	0 (0.00%)	\$0.00 (0.00%)

55.	Nantong	1 (0.17%)	100.00%	1 (0.51%)	0.00%	3.00	00:00:17	0.00%	0 (0.00%)	\$0.00 (0.00%)
56.	Yancheng	1 (0.17%)	0.00%	0 (0.00%)	0.00%	3.00	00:01:25	0.00%	0 (0.00%)	\$0.00 (0.00%)
57.	Taizhou	1 (0.17%)	100.00%	1 (0.51%)	100.00%	1.00	00:00:00	0.00%	0 (0.00%)	\$0.00 (0.00%)
58.	Hefei	1 (0.17%)	0.00%	0 (0.00%)	100.00%	1.00	00:00:00	0.00%	0 (0.00%)	\$0.00 (0.00%)
59.	Yantai	1 (0.17%)	100.00%	1 (0.51%)	0.00%	24.00	00:32:20	0.00%	0 (0.00%)	\$0.00 (0.00%)
60.	Luoyang	1 (0.17%)	0.00%	0 (0.00%)	0.00%	19.00	00:03:06	0.00%	0 (0.00%)	\$0.00 (0.00%)
61.	Baoding	1 (0.17%)	100.00%	1 (0.51%)	0.00%	3.00	00:01:10	0.00%	0 (0.00%)	\$0.00 (0.00%)
62.	Huanggang	1 (0.17%)	100.00%	1 (0.51%)	0.00%	3.00	00:02:42	0.00%	0 (0.00%)	\$0.00 (0.00%)
63.	Xiangyang	1 (0.17%)	100.00%	1 (0.51%)	100.00%	1.00	00:00:00	0.00%	0 (0.00%)	\$0.00 (0.00%)
64.	Chenzhou	1 (0.17%)	0.00%	0 (0.00%)	100.00%	1.00	00:00:00	0.00%	0 (0.00%)	\$0.00 (0.00%)
65.	Zhuzhou	1 (0.17%)	0.00%	0 (0.00%)	100.00%	1.00	00:00:00	0.00%	0 (0.00%)	\$0.00 (0.00%)
66.	Foshan	1 (0.17%)	100.00%	1 (0.51%)	0.00%	6.00	00:02:57	0.00%	0 (0.00%)	\$0.00 (0.00%)
67.	Huizhou	1 (0.17%)	100.00%	1 (0.51%)	0.00%	6.00	00:01:34	0.00%	0 (0.00%)	\$0.00 (0.00%)
68.	Jiangmen	1 (0.17%)	100.00%	1 (0.51%)	0.00%	2.00	00:00:53	0.00%	0 (0.00%)	\$0.00 (0.00%)
69.	Chengdu	1 (0.17%)	100.00%	1 (0.51%)	0.00%	2.00	00:01:25	0.00%	0 (0.00%)	\$0.00 (0.00%)
70.	Tongliao	1 (0.17%)	0.00%	0 (0.00%)	0.00%	8.00	00:01:34	0.00%	0 (0.00%)	\$0.00 (0.00%)
71.	Beihai	1 (0.17%)	100.00%	1 (0.51%)	100.00%	1.00	00:00:00	0.00%	0 (0.00%)	\$0.00 (0.00%)
72.	Baise	1 (0.17%)	100.00%	1 (0.51%)	100.00%	1.00	00:00:00	0.00%	0 (0.00%)	\$0.00 (0.00%)
73.	Ezhou	1 (0.17%)	100.00%	1 (0.51%)	100.00%	1.00	00:00:00	0.00%	0 (0.00%)	\$0.00 (0.00%)
74.	Wenshan	1 (0.17%)	0.00%	0 (0.00%)	100.00%	1.00	00:00:00	0.00%	0 (0.00%)	\$0.00 (0.00%)
75.	Xinzhou	1 (0.17%)	100.00%	1 (0.51%)	100.00%	1.00	00:00:00	0.00%	0 (0.00%)	\$0.00 (0.00%)
76.	Yibin	1 (0.17%)	100.00%	1 (0.51%)	0.00%	2.00	00:00:55	0.00%	0 (0.00%)	\$0.00 (0.00%)

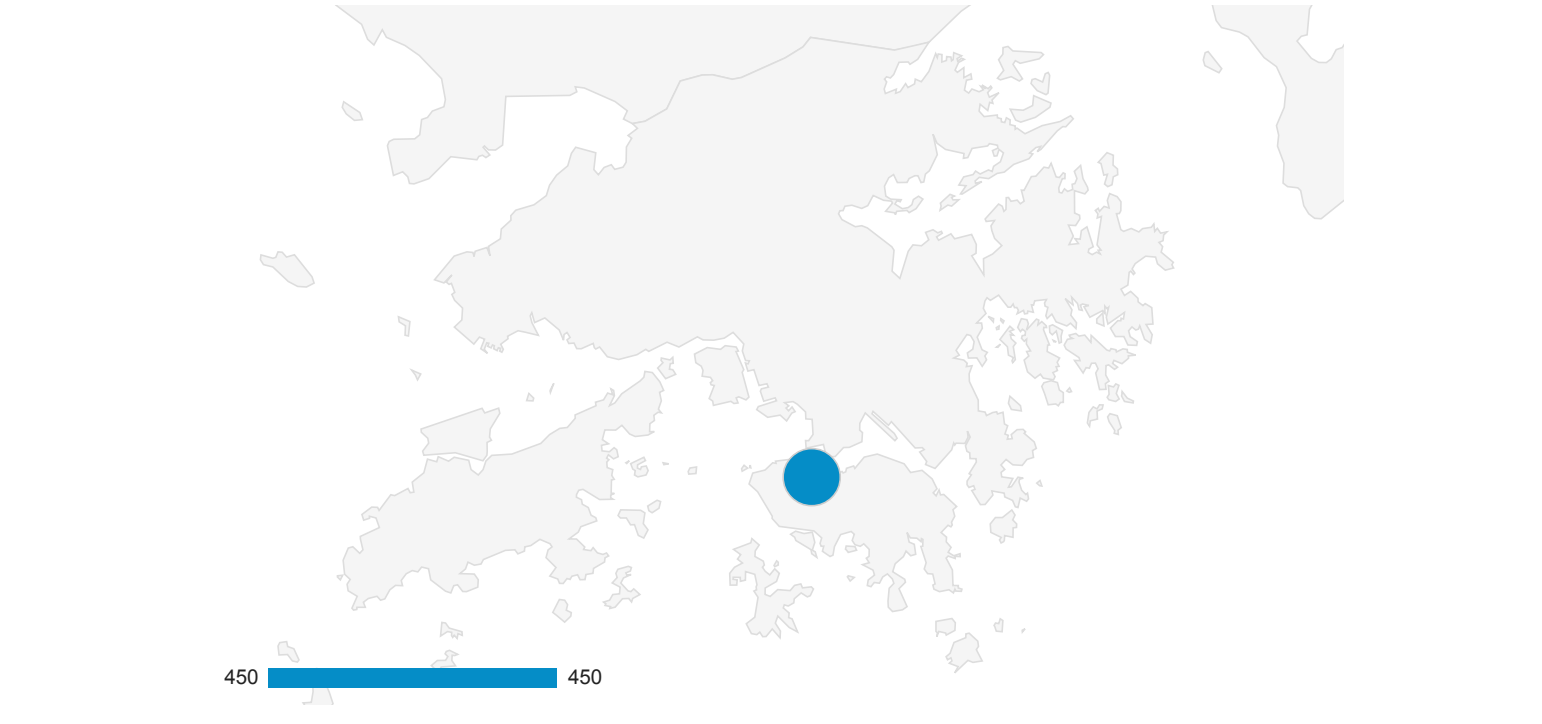
すべて » 国/地域: Hong Kong

すべてのセッション  
3.27%

+ セグメント

地図表示

サマリー



市区町村	集客			行動			コンバージョン		
	セッション	新規セッション率	新規ユーザー	直帰率	ページ/セッション	平均セッション時間	コンバージョン率	目標の完了数	目標値
	450 全体に対する割合: 3.27% (13,754)	21.11% サイトの平均: 42.98% (-50.88%)	95 全体に対する割合: 1.61% (5,911)	31.11% サイトの平均: 32.81% (-5.18%)	6.23 サイトの平均: 6.71 (-7.08%)	00:09:16 サイトの平均: 00:07:12 (28.75%)	0.00% サイトの平均: 0.00% (0.00%)	0 全体に対する割合: 0.00% (0)	\$0.00 全体に対する割合: 0.00% (\$0.00)
1. Hong Kong	450(100.00%)	21.11%	95(100.00%)	31.11%	6.23	00:09:16	0.00%	0 (0.00%)	\$0.00 (0.00%)

すべて » 国/地域: South Korea



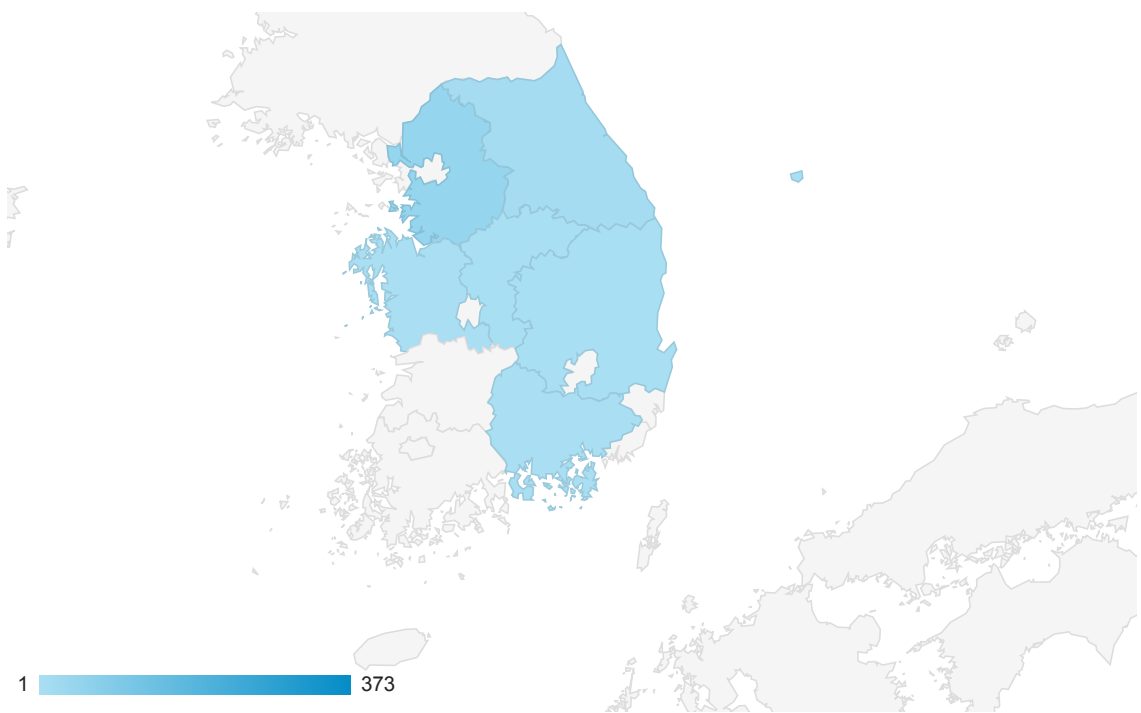
すべてのセッション  
3.21%



+ セグメント

地図表示

サマリー



地域	集客			行動			コンバージョン		
	セッション	新規セッション率	新規ユーザー	直帰率	ページ/セッション	平均セッション時間	コンバージョン率	目標の完了数	目標値
	441 全体に対する割合: 3.21% (13,754)	33.11% サイトの平均: 42.98% (-22.97%)	146 全体に対する割合: 2.47% (5,911)	35.60% サイトの平均: 32.81% (8.50%)	7.35 サイトの平均: 6.71 (9.52%)	00:07:38 サイトの平均: 00:07:12 (6.09%)	0.00% サイトの平均: 0.00% (0.00%)	0 全体に対する割合: 0.00% (0)	\$0.00 全体に対する割合: 0.00% (0.00%)
1. (not set)	373 (84.58%)	31.37%	117 (80.14%)	38.34%	7.38	00:07:53	0.00%	0 (0.00%)	\$0.00 (0.00%)
2. Gyeonggi-do	47 (10.66%)	27.66%	13 (8.90%)	19.15%	8.13	00:08:04	0.00%	0 (0.00%)	\$0.00 (0.00%)
3. Gangwon-do	13 (2.95%)	76.92%	10 (6.85%)	0.00%	6.54	00:02:45	0.00%	0 (0.00%)	\$0.00 (0.00%)
4. Chungcheongbuk-do	3 (0.68%)	100.00%	3 (2.05%)	66.67%	1.33	00:00:07	0.00%	0 (0.00%)	\$0.00 (0.00%)
5. Gyeongsangbuk-do	3 (0.68%)	100.00%	3 (2.05%)	66.67%	2.33	00:00:51	0.00%	0 (0.00%)	\$0.00 (0.00%)
6. Chungcheongnam-do	1 (0.23%)	0.00%	0 (0.00%)	0.00%	8.00	00:06:00	0.00%	0 (0.00%)	\$0.00 (0.00%)
7. Gyeongsangnam-do	1 (0.23%)	0.00%	0 (0.00%)	100.00%	1.00	00:00:00	0.00%	0 (0.00%)	\$0.00 (0.00%)