

地域

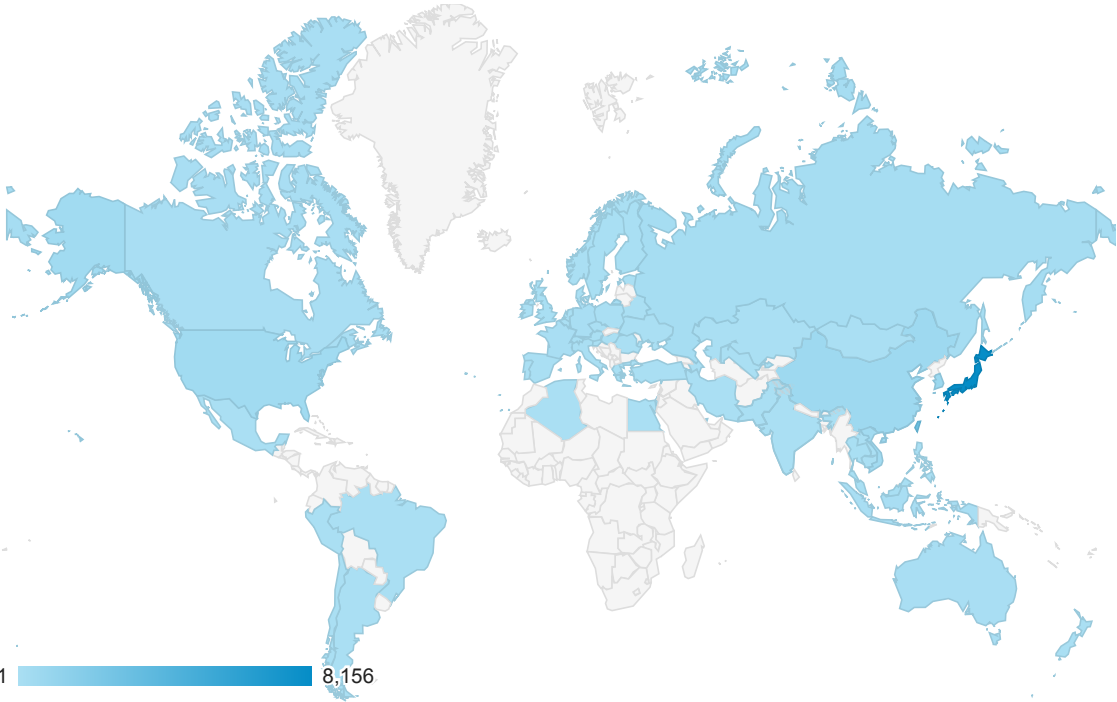
2014/06/01 - 2014/06/30

すべてのセッション
100.00%

+ セグメント

地図表示

サマリー



国/地域	集客			行動			コンバージョン		
	セッション	新規セッション率	新規ユーザー	直帰率	ページ/セッション	平均セッション時間	コンバージョン率	目標の完了数	目標値
	14,748 全体に対する割合: 100.00% (14,748)	43.23% サイトの平均: 43.07% (0.36%)	6,375 全体に対する割合: 100.36% (6,352)	33.38% サイトの平均: 33.38% (0.00%)	6.18 サイトの平均: 6.18 (0.00%)	00:06:51 サイトの平均: 00:06:51 (0.00%)	0.00% サイトの平均: 0.00% (0.00%)	0 全体に対する割合: 0.00% (0)	\$0.00 全体に対する割合: 0.00% (\$0.00)
1. Japan	8,156 (55.30%)	50.31%	4,103 (64.36%)	31.20%	6.26	00:05:55	0.00%	0 (0.00%)	\$0.00 (0.00%)
2. Taiwan	3,030 (20.55%)	29.47%	893 (14.01%)	37.59%	5.53	00:08:12	0.00%	0 (0.00%)	\$0.00 (0.00%)
3. South Korea	695 (4.71%)	31.65%	220 (3.45%)	27.77%	8.51	00:08:02	0.00%	0 (0.00%)	\$0.00 (0.00%)
4. China	606 (4.11%)	38.94%	236 (3.70%)	31.52%	5.01	00:06:04	0.00%	0 (0.00%)	\$0.00 (0.00%)
5. United States	448 (3.04%)	41.52%	186 (2.92%)	29.91%	5.90	00:13:19	0.00%	0 (0.00%)	\$0.00 (0.00%)
6. Vietnam	395 (2.68%)	33.67%	133 (2.09%)	40.25%	9.40	00:08:39	0.00%	0 (0.00%)	\$0.00 (0.00%)
7. Hong Kong	303 (2.05%)	38.94%	118 (1.85%)	36.30%	5.70	00:06:51	0.00%	0 (0.00%)	\$0.00 (0.00%)
8. Russia	216 (1.46%)	18.06%	39 (0.61%)	53.24%	3.48	00:04:43	0.00%	0 (0.00%)	\$0.00 (0.00%)
9. Germany	71 (0.48%)	61.97%	44 (0.69%)	32.39%	3.97	00:04:13	0.00%	0 (0.00%)	\$0.00 (0.00%)
10. Australia	65 (0.44%)	84.62%	55 (0.86%)	30.77%	6.54	00:05:17	0.00%	0 (0.00%)	\$0.00 (0.00%)
11. Indonesia	63 (0.43%)	80.95%	51 (0.80%)	55.56%	3.25	00:02:40	0.00%	0 (0.00%)	\$0.00 (0.00%)
12. Canada	59 (0.40%)	16.95%	10 (0.16%)	38.98%	7.32	00:08:10	0.00%	0 (0.00%)	\$0.00 (0.00%)
13. France	54 (0.37%)	33.33%	18 (0.28%)	72.22%	3.11	00:02:08	0.00%	0 (0.00%)	\$0.00 (0.00%)

14.	Greece	49 <small>(0.33%)</small>	14.29%	7 <small>(0.11%)</small>	26.53%	8.49	00:14:42	0.00%	0 <small>(0.00%)</small>	\$0.00 <small>(0.00%)</small>
15.	Finland	42 <small>(0.28%)</small>	30.95%	13 <small>(0.20%)</small>	50.00%	7.10	00:06:37	0.00%	0 <small>(0.00%)</small>	\$0.00 <small>(0.00%)</small>
16.	Sweden	42 <small>(0.28%)</small>	54.76%	23 <small>(0.36%)</small>	35.71%	5.76	00:08:00	0.00%	0 <small>(0.00%)</small>	\$0.00 <small>(0.00%)</small>
17.	United Kingdom	41 <small>(0.28%)</small>	68.29%	28 <small>(0.44%)</small>	29.27%	4.73	00:05:21	0.00%	0 <small>(0.00%)</small>	\$0.00 <small>(0.00%)</small>
18.	Singapore	36 <small>(0.24%)</small>	58.33%	21 <small>(0.33%)</small>	33.33%	4.94	00:04:25	0.00%	0 <small>(0.00%)</small>	\$0.00 <small>(0.00%)</small>
19.	Thailand	35 <small>(0.24%)</small>	37.14%	13 <small>(0.20%)</small>	40.00%	5.89	00:05:44	0.00%	0 <small>(0.00%)</small>	\$0.00 <small>(0.00%)</small>
20.	Malaysia	32 <small>(0.22%)</small>	37.50%	12 <small>(0.19%)</small>	18.75%	7.25	00:10:27	0.00%	0 <small>(0.00%)</small>	\$0.00 <small>(0.00%)</small>
21.	Switzerland	28 <small>(0.19%)</small>	17.86%	5 <small>(0.08%)</small>	7.14%	29.04	00:39:23	0.00%	0 <small>(0.00%)</small>	\$0.00 <small>(0.00%)</small>
22.	(not set)	24 <small>(0.16%)</small>	66.67%	16 <small>(0.25%)</small>	58.33%	1.83	00:01:37	0.00%	0 <small>(0.00%)</small>	\$0.00 <small>(0.00%)</small>
23.	Poland	22 <small>(0.15%)</small>	36.36%	8 <small>(0.13%)</small>	50.00%	2.77	00:02:46	0.00%	0 <small>(0.00%)</small>	\$0.00 <small>(0.00%)</small>
24.	Philippines	20 <small>(0.14%)</small>	25.00%	5 <small>(0.08%)</small>	15.00%	8.15	00:03:03	0.00%	0 <small>(0.00%)</small>	\$0.00 <small>(0.00%)</small>
25.	Ireland	18 <small>(0.12%)</small>	11.11%	2 <small>(0.03%)</small>	44.44%	5.39	00:05:06	0.00%	0 <small>(0.00%)</small>	\$0.00 <small>(0.00%)</small>
26.	Austria	15 <small>(0.10%)</small>	73.33%	11 <small>(0.17%)</small>	20.00%	6.73	00:15:51	0.00%	0 <small>(0.00%)</small>	\$0.00 <small>(0.00%)</small>
27.	Egypt	15 <small>(0.10%)</small>	20.00%	3 <small>(0.05%)</small>	20.00%	10.67	00:16:26	0.00%	0 <small>(0.00%)</small>	\$0.00 <small>(0.00%)</small>
28.	Brazil	14 <small>(0.09%)</small>	50.00%	7 <small>(0.11%)</small>	42.86%	3.79	00:02:08	0.00%	0 <small>(0.00%)</small>	\$0.00 <small>(0.00%)</small>
29.	Czech Republic	14 <small>(0.09%)</small>	21.43%	3 <small>(0.05%)</small>	0.00%	9.79	00:10:01	0.00%	0 <small>(0.00%)</small>	\$0.00 <small>(0.00%)</small>
30.	Cambodia	14 <small>(0.09%)</small>	78.57%	11 <small>(0.17%)</small>	14.29%	9.86	00:07:51	0.00%	0 <small>(0.00%)</small>	\$0.00 <small>(0.00%)</small>
31.	Macau	13 <small>(0.09%)</small>	53.85%	7 <small>(0.11%)</small>	30.77%	5.38	00:05:23	0.00%	0 <small>(0.00%)</small>	\$0.00 <small>(0.00%)</small>
32.	Spain	12 <small>(0.08%)</small>	66.67%	8 <small>(0.13%)</small>	50.00%	6.00	00:03:29	0.00%	0 <small>(0.00%)</small>	\$0.00 <small>(0.00%)</small>
33.	Laos	12 <small>(0.08%)</small>	8.33%	1 <small>(0.02%)</small>	41.67%	7.75	00:12:15	0.00%	0 <small>(0.00%)</small>	\$0.00 <small>(0.00%)</small>
34.	India	11 <small>(0.07%)</small>	100.00%	11 <small>(0.17%)</small>	54.55%	1.82	00:00:22	0.00%	0 <small>(0.00%)</small>	\$0.00 <small>(0.00%)</small>
35.	Belgium	7 <small>(0.05%)</small>	42.86%	3 <small>(0.05%)</small>	42.86%	4.86	00:01:50	0.00%	0 <small>(0.00%)</small>	\$0.00 <small>(0.00%)</small>
36.	Portugal	7 <small>(0.05%)</small>	100.00%	7 <small>(0.11%)</small>	71.43%	1.43	00:00:31	0.00%	0 <small>(0.00%)</small>	\$0.00 <small>(0.00%)</small>
37.	Belarus	6 <small>(0.04%)</small>	16.67%	1 <small>(0.02%)</small>	50.00%	2.83	00:03:58	0.00%	0 <small>(0.00%)</small>	\$0.00 <small>(0.00%)</small>
38.	Italy	6 <small>(0.04%)</small>	83.33%	5 <small>(0.08%)</small>	33.33%	13.50	00:08:04	0.00%	0 <small>(0.00%)</small>	\$0.00 <small>(0.00%)</small>
39.	Romania	6 <small>(0.04%)</small>	16.67%	1 <small>(0.02%)</small>	16.67%	7.67	00:14:06	0.00%	0 <small>(0.00%)</small>	\$0.00 <small>(0.00%)</small>
40.	Ukraine	5 <small>(0.03%)</small>	100.00%	5 <small>(0.08%)</small>	40.00%	2.20	00:02:15	0.00%	0 <small>(0.00%)</small>	\$0.00 <small>(0.00%)</small>
41.	Hungary	4 <small>(0.03%)</small>	25.00%	1 <small>(0.02%)</small>	25.00%	2.75	00:00:37	0.00%	0 <small>(0.00%)</small>	\$0.00 <small>(0.00%)</small>
42.	Luxembourg	4 <small>(0.03%)</small>	75.00%	3 <small>(0.05%)</small>	25.00%	2.75	00:01:20	0.00%	0 <small>(0.00%)</small>	\$0.00 <small>(0.00%)</small>
43.	Argentina	3 <small>(0.02%)</small>	66.67%	2 <small>(0.03%)</small>	0.00%	4.33	00:01:06	0.00%	0 <small>(0.00%)</small>	\$0.00 <small>(0.00%)</small>
44.	Mongolia	3 <small>(0.02%)</small>	66.67%	2 <small>(0.03%)</small>	66.67%	4.00	00:01:00	0.00%	0 <small>(0.00%)</small>	\$0.00 <small>(0.00%)</small>
45.	New Zealand	3 <small>(0.02%)</small>	100.00%	3 <small>(0.05%)</small>	33.33%	5.67	00:01:30	0.00%	0 <small>(0.00%)</small>	\$0.00 <small>(0.00%)</small>
46.	Turkey	3 <small>(0.02%)</small>	66.67%	2 <small>(0.03%)</small>	66.67%	1.33	00:02:49	0.00%	0 <small>(0.00%)</small>	\$0.00 <small>(0.00%)</small>
47.	Estonia	2 <small>(0.01%)</small>	100.00%	2 <small>(0.03%)</small>	100.00%	1.00	00:00:00	0.00%	0 <small>(0.00%)</small>	\$0.00 <small>(0.00%)</small>
48.	Netherlands	2 <small>(0.01%)</small>	100.00%	2 <small>(0.03%)</small>	0.00%	2.50	00:00:20	0.00%	0 <small>(0.00%)</small>	\$0.00 <small>(0.00%)</small>
49.	Norway	2 <small>(0.01%)</small>	100.00%	2 <small>(0.03%)</small>	0.00%	2.00	00:00:07	0.00%	0 <small>(0.00%)</small>	\$0.00 <small>(0.00%)</small>
50.	Slovenia	2 <small>(0.01%)</small>	100.00%	2 <small>(0.03%)</small>	0.00%	5.50	00:02:34	0.00%	0 <small>(0.00%)</small>	\$0.00 <small>(0.00%)</small>
51.	Azerbaijan	1 <small>(0.01%)</small>	0.00%	0 <small>(0.00%)</small>	0.00%	4.00	00:09:37	0.00%	0 <small>(0.00%)</small>	\$0.00 <small>(0.00%)</small>

52.	Chile	1 (0.01%)	100.00%	1 (0.02%)	0.00%	7.00	00:00:56	0.00%	0 (0.00%)	\$0.00 (0.00%)
53.	Denmark	1 (0.01%)	100.00%	1 (0.02%)	100.00%	1.00	00:00:00	0.00%	0 (0.00%)	\$0.00 (0.00%)
54.	Algeria	1 (0.01%)	100.00%	1 (0.02%)	0.00%	4.00	00:09:44	0.00%	0 (0.00%)	\$0.00 (0.00%)
55.	Israel	1 (0.01%)	100.00%	1 (0.02%)	100.00%	1.00	00:00:00	0.00%	0 (0.00%)	\$0.00 (0.00%)
56.	Iran	1 (0.01%)	100.00%	1 (0.02%)	0.00%	5.00	00:03:40	0.00%	0 (0.00%)	\$0.00 (0.00%)
57.	Kazakhstan	1 (0.01%)	100.00%	1 (0.02%)	0.00%	2.00	00:00:34	0.00%	0 (0.00%)	\$0.00 (0.00%)
58.	Northern Mariana Islands	1 (0.01%)	100.00%	1 (0.02%)	0.00%	10.00	00:03:37	0.00%	0 (0.00%)	\$0.00 (0.00%)
59.	Mexico	1 (0.01%)	100.00%	1 (0.02%)	100.00%	1.00	00:00:00	0.00%	0 (0.00%)	\$0.00 (0.00%)
60.	Peru	1 (0.01%)	0.00%	0 (0.00%)	100.00%	1.00	00:00:00	0.00%	0 (0.00%)	\$0.00 (0.00%)
61.	Pakistan	1 (0.01%)	100.00%	1 (0.02%)	100.00%	1.00	00:00:00	0.00%	0 (0.00%)	\$0.00 (0.00%)
62.	Qatar	1 (0.01%)	100.00%	1 (0.02%)	100.00%	1.00	00:00:00	0.00%	0 (0.00%)	\$0.00 (0.00%)
63.	Uzbekistan	1 (0.01%)	100.00%	1 (0.02%)	0.00%	5.00	00:01:04	0.00%	0 (0.00%)	\$0.00 (0.00%)

地域

2014/06/01 - 2014/06/30

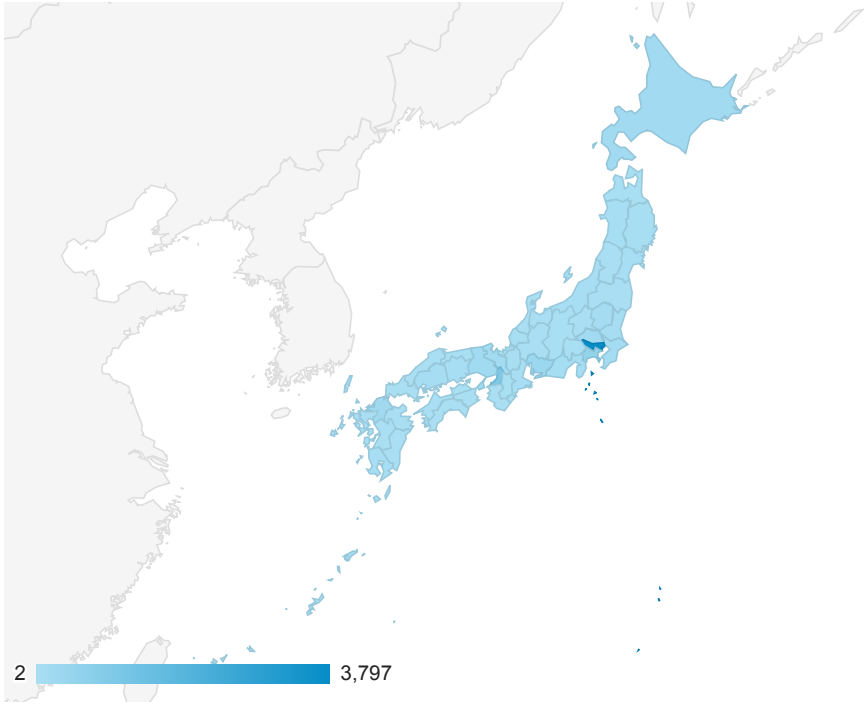
すべて » 国/地域: Japan

すべてのセッション
55.30%

+ セグメント

地図表示

サマリー



地域	集客			行動			コンバージョン		
	セッション	新規セッション率	新規ユーザー	直帰率	ページ/セッション	平均セッション時間	コンバージョン率	目標の完了数	目標値
	8,156 全体に対する割合: 55.30% (14,748)	50.31% サイトの平均: 43.07% (16.80%)	4,103 全体に対する割合: 64.59% (6,352)	31.20% サイトの平均: 33.38% (-6.52%)	6.26 サイトの平均: 6.18 (1.18%)	00:05:55 サイトの平均: 00:06:51 (-13.73%)	0.00% サイトの平均: 0.00% (0.00%)	0 全体に対する割合: 0.00% (0)	\$0.00 全体に対する割合: 0.00% (\$0.00)
1. Tokyo	3,797 (46.55%)	49.62%	1,884 (45.92%)	34.29%	5.01	00:04:45	0.00%	0 (0.00%)	\$0.00 (0.00%)
2. Osaka Prefecture	1,065 (13.06%)	40.66%	433 (10.55%)	28.54%	9.11	00:10:01	0.00%	0 (0.00%)	\$0.00 (0.00%)
3. Kanagawa	524 (6.42%)	50.95%	267 (6.51%)	29.96%	6.67	00:05:41	0.00%	0 (0.00%)	\$0.00 (0.00%)
4. Aichi	341 (4.18%)	53.96%	184 (4.48%)	23.17%	5.99	00:07:46	0.00%	0 (0.00%)	\$0.00 (0.00%)
5. Fukuoka	220 (2.70%)	66.82%	147 (3.58%)	32.73%	6.67	00:04:36	0.00%	0 (0.00%)	\$0.00 (0.00%)
6. Saitama	213 (2.61%)	59.15%	126 (3.07%)	27.23%	6.28	00:04:37	0.00%	0 (0.00%)	\$0.00 (0.00%)
7. Hyogo Prefecture	199 (2.44%)	39.20%	78 (1.90%)	23.62%	8.30	00:07:39	0.00%	0 (0.00%)	\$0.00 (0.00%)
8. Hokkaido	187 (2.29%)	40.64%	76 (1.85%)	43.32%	4.10	00:03:26	0.00%	0 (0.00%)	\$0.00 (0.00%)
9. Kyoto Prefecture	155 (1.90%)	48.39%	75 (1.83%)	40.65%	5.47	00:05:41	0.00%	0 (0.00%)	\$0.00 (0.00%)
10. Chiba	151 (1.85%)	60.26%	91 (2.22%)	31.79%	6.00	00:04:51	0.00%	0 (0.00%)	\$0.00 (0.00%)
11. Tochigi	125 (1.53%)	36.00%	45 (1.10%)	13.60%	11.56	00:07:29	0.00%	0 (0.00%)	\$0.00 (0.00%)
12. Shizuoka	116 (1.42%)	42.24%	49 (1.19%)	17.24%	6.40	00:04:45	0.00%	0 (0.00%)	\$0.00 (0.00%)
13. Ibaraki	82 (1.01%)	60.98%	50 (1.22%)	20.73%	7.93	00:05:20	0.00%	0 (0.00%)	\$0.00 (0.00%)

14.	Hiroshima	82 (1.01%)	48.78%	40 (0.97%)	29.27%	7.98	00:06:03	0.00%	0 (0.00%)	\$0.00 (0.00%)
15.	Shiga	58 (0.71%)	41.38%	24 (0.58%)	36.21%	4.40	00:05:24	0.00%	0 (0.00%)	\$0.00 (0.00%)
16.	Iwate	54 (0.66%)	12.96%	7 (0.17%)	9.26%	9.63	00:22:22	0.00%	0 (0.00%)	\$0.00 (0.00%)
17.	Fukui	49 (0.60%)	32.65%	16 (0.39%)	14.29%	4.51	00:07:18	0.00%	0 (0.00%)	\$0.00 (0.00%)
18.	Okayama	45 (0.55%)	62.22%	28 (0.68%)	15.56%	8.36	00:10:31	0.00%	0 (0.00%)	\$0.00 (0.00%)
19.	Miyagi	42 (0.51%)	71.43%	30 (0.73%)	23.81%	7.52	00:05:38	0.00%	0 (0.00%)	\$0.00 (0.00%)
20.	Akita	42 (0.51%)	73.81%	31 (0.76%)	33.33%	3.38	00:01:29	0.00%	0 (0.00%)	\$0.00 (0.00%)
21.	Niigata	40 (0.49%)	77.50%	31 (0.76%)	37.50%	4.50	00:01:47	0.00%	0 (0.00%)	\$0.00 (0.00%)
22.	Mie	37 (0.45%)	37.84%	14 (0.34%)	16.22%	18.81	00:20:47	0.00%	0 (0.00%)	\$0.00 (0.00%)
23.	Kagoshima	37 (0.45%)	67.57%	25 (0.61%)	8.11%	10.14	00:05:04	0.00%	0 (0.00%)	\$0.00 (0.00%)
24.	Gifu	35 (0.43%)	71.43%	25 (0.61%)	37.14%	6.60	00:03:43	0.00%	0 (0.00%)	\$0.00 (0.00%)
25.	Nagasaki	34 (0.42%)	35.29%	12 (0.29%)	23.53%	7.24	00:06:20	0.00%	0 (0.00%)	\$0.00 (0.00%)
26.	Ishikawa	29 (0.36%)	55.17%	16 (0.39%)	31.03%	4.97	00:04:12	0.00%	0 (0.00%)	\$0.00 (0.00%)
27.	Miyazaki	29 (0.36%)	65.52%	19 (0.46%)	27.59%	8.24	00:04:19	0.00%	0 (0.00%)	\$0.00 (0.00%)
28.	Fukushima	28 (0.34%)	64.29%	18 (0.44%)	25.00%	5.21	00:03:49	0.00%	0 (0.00%)	\$0.00 (0.00%)
29.	Toyama	28 (0.34%)	71.43%	20 (0.49%)	50.00%	8.64	00:05:44	0.00%	0 (0.00%)	\$0.00 (0.00%)
30.	Kumamoto	28 (0.34%)	82.14%	23 (0.56%)	46.43%	5.14	00:03:05	0.00%	0 (0.00%)	\$0.00 (0.00%)
31.	Oita Prefecture	28 (0.34%)	82.14%	23 (0.56%)	21.43%	10.71	00:05:14	0.00%	0 (0.00%)	\$0.00 (0.00%)
32.	Gunma	27 (0.33%)	88.89%	24 (0.58%)	18.52%	6.00	00:02:40	0.00%	0 (0.00%)	\$0.00 (0.00%)
33.	Ehime	27 (0.33%)	62.96%	17 (0.41%)	51.85%	3.52	00:03:48	0.00%	0 (0.00%)	\$0.00 (0.00%)
34.	Nagano	23 (0.28%)	78.26%	18 (0.44%)	26.09%	5.52	00:02:31	0.00%	0 (0.00%)	\$0.00 (0.00%)
35.	Nara	22 (0.27%)	77.27%	17 (0.41%)	36.36%	5.95	00:02:54	0.00%	0 (0.00%)	\$0.00 (0.00%)
36.	Yamanashi	21 (0.26%)	76.19%	16 (0.39%)	38.10%	6.71	00:05:02	0.00%	0 (0.00%)	\$0.00 (0.00%)
37.	Okinawa	21 (0.26%)	80.95%	17 (0.41%)	19.05%	6.52	00:03:55	0.00%	0 (0.00%)	\$0.00 (0.00%)
38.	Aomori	18 (0.22%)	88.89%	16 (0.39%)	38.89%	8.11	00:04:46	0.00%	0 (0.00%)	\$0.00 (0.00%)
39.	Kagawa	18 (0.22%)	50.00%	9 (0.22%)	27.78%	11.44	00:10:27	0.00%	0 (0.00%)	\$0.00 (0.00%)
40.	Tottori	16 (0.20%)	75.00%	12 (0.29%)	56.25%	3.75	00:02:23	0.00%	0 (0.00%)	\$0.00 (0.00%)
41.	Saga	12 (0.15%)	83.33%	10 (0.24%)	25.00%	3.83	00:00:54	0.00%	0 (0.00%)	\$0.00 (0.00%)
42.	Yamaguchi	11 (0.13%)	90.91%	10 (0.24%)	36.36%	6.73	00:05:50	0.00%	0 (0.00%)	\$0.00 (0.00%)
43.	Wakayama	10 (0.12%)	80.00%	8 (0.19%)	60.00%	4.10	00:02:45	0.00%	0 (0.00%)	\$0.00 (0.00%)
44.	Tokushima	9 (0.11%)	55.56%	5 (0.12%)	22.22%	6.44	00:03:57	0.00%	0 (0.00%)	\$0.00 (0.00%)
45.	Kochi Prefecture	8 (0.10%)	75.00%	6 (0.15%)	62.50%	2.38	00:00:16	0.00%	0 (0.00%)	\$0.00 (0.00%)
46.	Shimane	7 (0.09%)	85.71%	6 (0.15%)	42.86%	7.43	00:02:59	0.00%	0 (0.00%)	\$0.00 (0.00%)
47.	Yamagata	4 (0.05%)	100.00%	4 (0.10%)	0.00%	5.00	00:02:11	0.00%	0 (0.00%)	\$0.00 (0.00%)
48.	(not set)	2 (0.02%)	50.00%	1 (0.02%)	50.00%	3.50	00:00:22	0.00%	0 (0.00%)	\$0.00 (0.00%)

地域

2014/06/01 - 2014/06/30

すべて » 国/地域: Taiwan



すべてのセッション

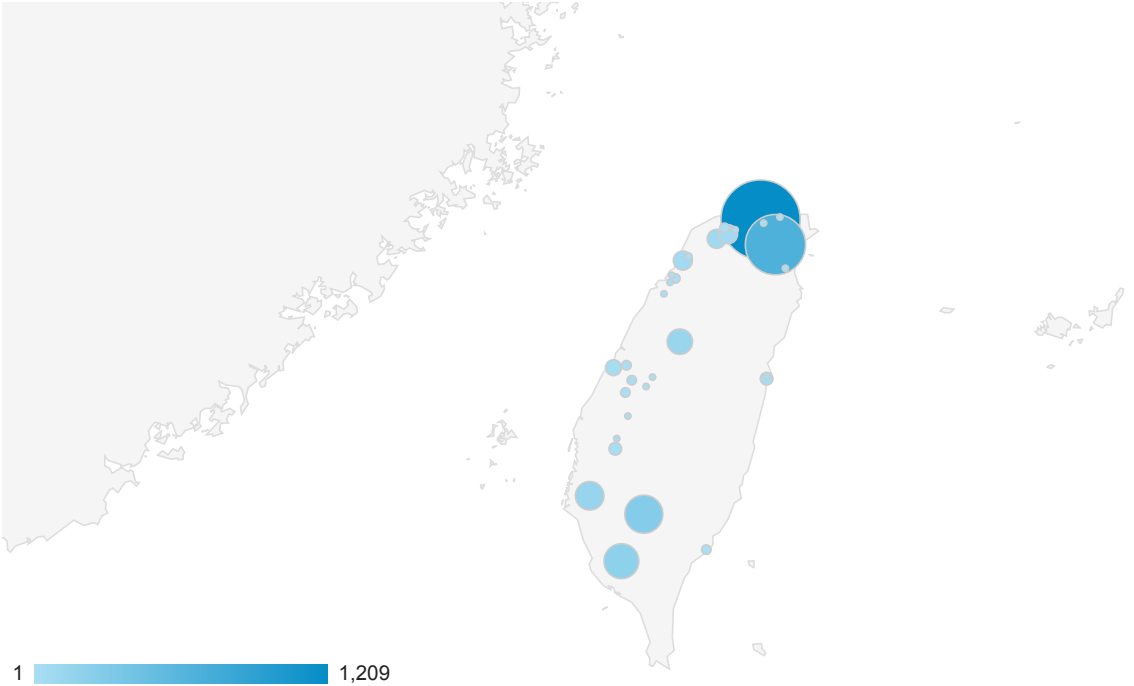
20.55%



+ セグメント

地図表示

サマリー



市区町村	集客			行動			コンバージョン		
	セッション	新規セッション率	新規ユーザー	直帰率	ページ/セッション	平均セッション時間	コンバージョン率	目標の完了数	目標値
	3,030 全体に対する割合: 20.55% (14,748)	29.47% サイトの平均: 43.07% (-31.57%)	893 全体に対する割合: 14.06% (6,352)	37.59% サイトの平均: 33.38% (12.61%)	5.53 サイトの平均: 6.18 (-10.61%)	00:08:12 サイトの平均: 00:06:51 (19.63%)	0.00% サイトの平均: 0.00% (0.00%)	0 全体に対する割合: 0.00% (0)	\$0.00 全体に対する割合: 0.00% (0.00)
1. Taipei City	1,209 (39.90%)	30.93%	374 (41.88%)	42.18%	5.19	00:06:59	0.00%	0 (0.00%)	\$0.00 (0.00%)
2. New Taipei City	683 (22.54%)	30.75%	210 (23.52%)	37.48%	5.59	00:08:23	0.00%	0 (0.00%)	\$0.00 (0.00%)
3. Kaohsiung City	279 (9.21%)	21.86%	61 (6.83%)	24.73%	5.54	00:10:05	0.00%	0 (0.00%)	\$0.00 (0.00%)
4. Pingtung City	210 (6.93%)	17.14%	36 (4.03%)	17.14%	7.57	00:09:46	0.00%	0 (0.00%)	\$0.00 (0.00%)
5. Tainan City	141 (4.65%)	17.73%	25 (2.80%)	35.46%	4.28	00:12:52	0.00%	0 (0.00%)	\$0.00 (0.00%)
6. Taichung City	128 (4.22%)	39.84%	51 (5.71%)	46.09%	6.50	00:07:55	0.00%	0 (0.00%)	\$0.00 (0.00%)
7. Zhongli City	73 (2.41%)	61.64%	45 (5.04%)	35.62%	5.45	00:06:20	0.00%	0 (0.00%)	\$0.00 (0.00%)
8. Hsinchu City	68 (2.24%)	17.65%	12 (1.34%)	60.29%	4.26	00:03:13	0.00%	0 (0.00%)	\$0.00 (0.00%)
9. Taoyuan City	57 (1.88%)	52.63%	30 (3.36%)	31.58%	6.51	00:08:33	0.00%	0 (0.00%)	\$0.00 (0.00%)
10. Lugang Township	36 (1.19%)	0.00%	0 (0.00%)	88.89%	1.11	00:00:40	0.00%	0 (0.00%)	\$0.00 (0.00%)

11.	Chiayi City	27 (0.89%)	25.93%	7 (0.78%)	29.63%	4.78	00:12:18	0.00%	0 (0.00%)	\$0.00 (0.00%)
12.	Hualian City	27 (0.89%)	3.70%	1 (0.11%)	7.41%	14.70	00:31:09	0.00%	0 (0.00%)	\$0.00 (0.00%)
13.	Yuanlin Township	15 (0.50%)	13.33%	2 (0.22%)	73.33%	1.87	00:00:50	0.00%	0 (0.00%)	\$0.00 (0.00%)
14.	Toufen Township	11 (0.36%)	36.36%	4 (0.45%)	27.27%	4.64	00:16:14	0.00%	0 (0.00%)	\$0.00 (0.00%)
15.	Changhua City	11 (0.36%)	81.82%	9 (1.01%)	45.45%	4.64	00:03:41	0.00%	0 (0.00%)	\$0.00 (0.00%)
16.	Taitung City	9 (0.30%)	44.44%	4 (0.45%)	22.22%	8.89	00:02:50	0.00%	0 (0.00%)	\$0.00 (0.00%)
17.	Beidou Township	7 (0.23%)	0.00%	0 (0.00%)	14.29%	10.43	00:25:14	0.00%	0 (0.00%)	\$0.00 (0.00%)
18.	Luzhu Township	6 (0.20%)	50.00%	3 (0.34%)	16.67%	5.83	00:10:05	0.00%	0 (0.00%)	\$0.00 (0.00%)
19.	Douliu City	5 (0.17%)	60.00%	3 (0.34%)	40.00%	4.00	00:05:37	0.00%	0 (0.00%)	\$0.00 (0.00%)
20.	Keelung City	4 (0.13%)	0.00%	0 (0.00%)	50.00%	2.00	00:00:11	0.00%	0 (0.00%)	\$0.00 (0.00%)
21.	Guishan Township	4 (0.13%)	75.00%	3 (0.34%)	0.00%	5.25	00:01:42	0.00%	0 (0.00%)	\$0.00 (0.00%)
22.	Zhubei City	4 (0.13%)	25.00%	1 (0.11%)	25.00%	10.25	00:14:09	0.00%	0 (0.00%)	\$0.00 (0.00%)
23.	Caotun Township	4 (0.13%)	75.00%	3 (0.34%)	25.00%	5.50	00:01:09	0.00%	0 (0.00%)	\$0.00 (0.00%)
24.	Hua-Lien	2 (0.07%)	100.00%	2 (0.22%)	0.00%	2.00	00:00:13	0.00%	0 (0.00%)	\$0.00 (0.00%)
25.	Zhunan Township	2 (0.07%)	0.00%	0 (0.00%)	50.00%	2.00	00:04:51	0.00%	0 (0.00%)	\$0.00 (0.00%)
26.	Miaoli City	2 (0.07%)	50.00%	1 (0.11%)	100.00%	1.00	00:00:00	0.00%	0 (0.00%)	\$0.00 (0.00%)
27.	Minxueng Township	2 (0.07%)	100.00%	2 (0.22%)	0.00%	2.50	00:11:17	0.00%	0 (0.00%)	\$0.00 (0.00%)
28.	Yilan City	1 (0.03%)	100.00%	1 (0.11%)	0.00%	2.00	00:00:10	0.00%	0 (0.00%)	\$0.00 (0.00%)
29.	Neihu District	1 (0.03%)	100.00%	1 (0.11%)	0.00%	4.00	00:01:03	0.00%	0 (0.00%)	\$0.00 (0.00%)
30.	Nantou City	1 (0.03%)	100.00%	1 (0.11%)	0.00%	13.00	00:02:18	0.00%	0 (0.00%)	\$0.00 (0.00%)
31.	Zaoqiao Township	1 (0.03%)	100.00%	1 (0.11%)	0.00%	2.00	00:00:21	0.00%	0 (0.00%)	\$0.00 (0.00%)

すべて » 国/地域: South Korea



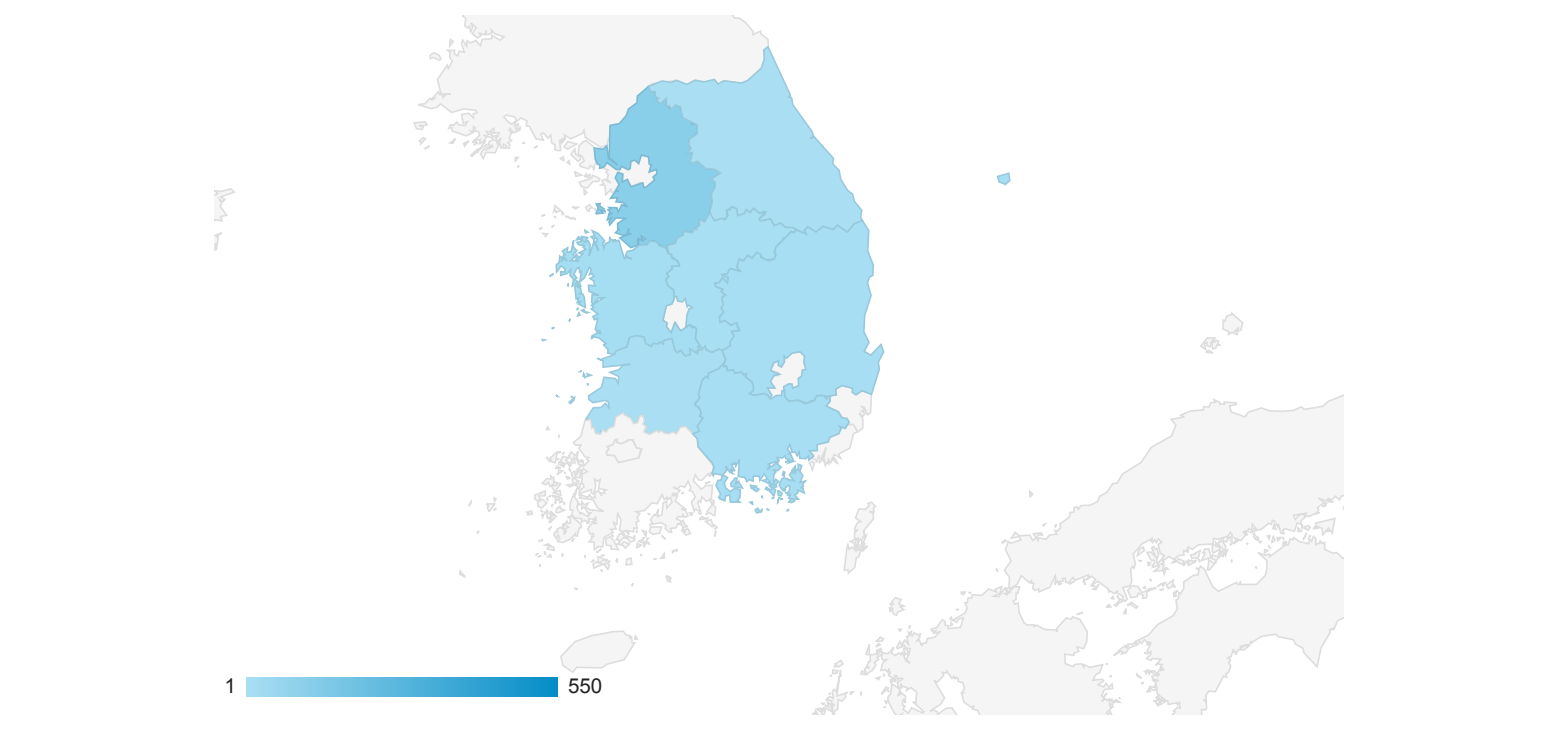
すべてのセッション
4.71%



+ セグメント

地図表示

サマリー



地域	集客			行動			コンバージョン		
	セッション	新規セッション率	新規ユーザー	直帰率	ページ/セッション	平均セッション時間	コンバージョン率	目標の完了数	目標値
	695 全体に対する割合: 4.71% (14,748)	31.65% サイトの平均: 43.07% (-26.50%)	220 全体に対する割合: 3.46% (6,352)	27.77% サイトの平均: 33.38% (-16.81%)	8.51 サイトの平均: 6.18 (37.68%)	00:08:02 サイトの平均: 00:06:51 (17.10%)	0.00% サイトの平均: 0.00% (0.00%)	0 全体に対する割合: 0.00% (0)	\$0.00 全体に対する割合: 0.00% (0.00%)
1. (not set)	550 (79.14%)	31.64%	174 (79.09%)	28.91%	5.68	00:06:59	0.00%	0 (0.00%)	\$0.00 (0.00%)
2. Gyeonggi-do	109 (15.68%)	26.61%	29 (13.18%)	24.77%	23.01	00:14:05	0.00%	0 (0.00%)	\$0.00 (0.00%)
3. Chungcheongnam-do	16 (2.30%)	50.00%	8 (3.64%)	12.50%	7.81	00:04:28	0.00%	0 (0.00%)	\$0.00 (0.00%)
4. Gyeongsangbuk-do	7 (1.01%)	14.29%	1 (0.45%)	0.00%	7.71	00:10:15	0.00%	0 (0.00%)	\$0.00 (0.00%)
5. Gyeongsangnam-do	6 (0.86%)	33.33%	2 (0.91%)	16.67%	14.67	00:09:39	0.00%	0 (0.00%)	\$0.00 (0.00%)
6. Chungcheongbuk-do	4 (0.58%)	75.00%	3 (1.36%)	75.00%	1.25	00:00:01	0.00%	0 (0.00%)	\$0.00 (0.00%)
7. Gangwon-do	2 (0.29%)	100.00%	2 (0.91%)	0.00%	6.50	00:00:46	0.00%	0 (0.00%)	\$0.00 (0.00%)
8. Jeollabuk-do	1 (0.14%)	100.00%	1 (0.45%)	100.00%	1.00	00:00:00	0.00%	0 (0.00%)	\$0.00 (0.00%)

地域

2014/06/01 - 2014/06/30

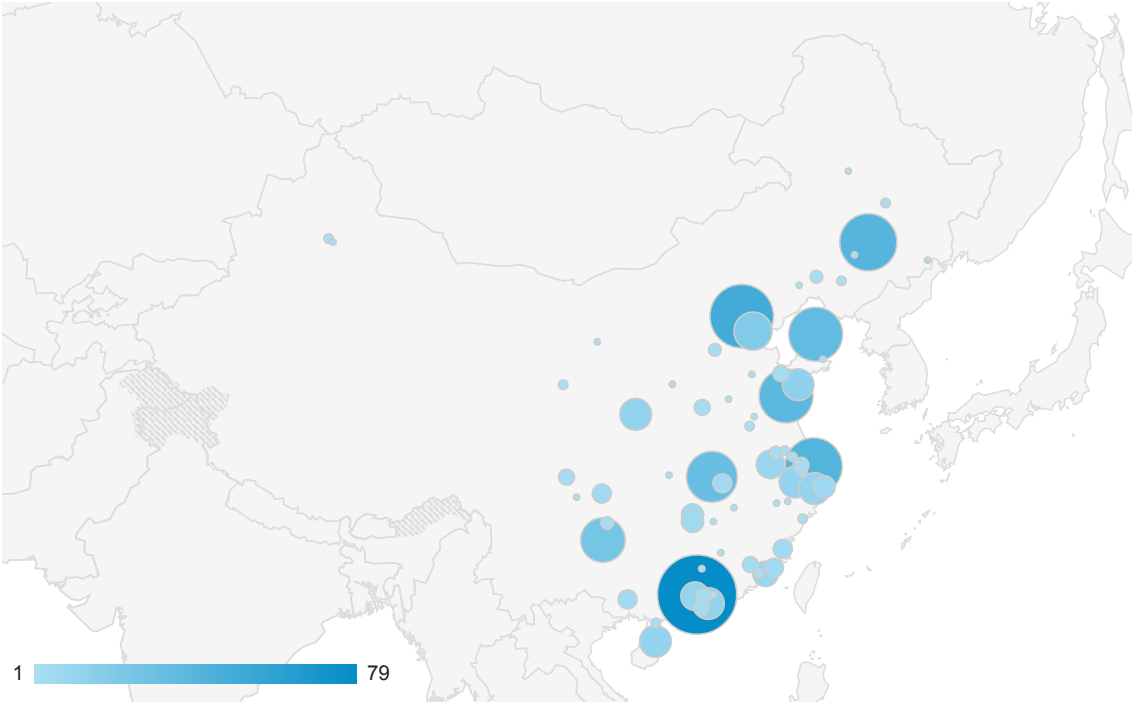
すべて » 国/地域: China

すべてのセッション
4.11%

+ セグメント

地図表示

サマリー



市区町村	集客			行動			コンバージョン		
	セッション	新規セッション率	新規ユーザー	直帰率	ページ/セッション	平均セッション時間	コンバージョン率	目標の完了数	目標値
	606 全体に対する割合: 4.11% (14,748)	38.94% サイトの平均: 43.07% (-9.58%)	236 全体に対する割合: 3.72% (6,352)	31.52% サイトの平均: 33.38% (-5.58%)	5.01 サイトの平均: 6.18 (-18.96%)	00:06:04 サイトの平均: 00:06:51 (-11.54%)	0.00% サイトの平均: 0.00% (0.00%)	0 全体に対する割合: 0.00% (0)	\$0.00 全体に対する割合: 0.00% (\$0.00)
1. Guangzhou	79 (13.04%)	27.85%	22 (9.32%)	43.04%	5.08	00:06:14	0.00%	0 (0.00%)	\$0.00 (0.00%)
2. Beijing	50 (8.25%)	40.00%	20 (8.47%)	34.00%	5.26	00:08:24	0.00%	0 (0.00%)	\$0.00 (0.00%)
3. Shanghai	42 (6.93%)	35.71%	15 (6.36%)	26.19%	4.60	00:05:44	0.00%	0 (0.00%)	\$0.00 (0.00%)
4. Changchun	41 (6.77%)	34.15%	14 (5.93%)	17.07%	5.56	00:09:00	0.00%	0 (0.00%)	\$0.00 (0.00%)
5. Rizhao	38 (6.27%)	2.63%	1 (0.42%)	26.32%	2.84	00:08:00	0.00%	0 (0.00%)	\$0.00 (0.00%)
6. Dalian	35 (5.78%)	37.14%	13 (5.51%)	34.29%	5.43	00:07:54	0.00%	0 (0.00%)	\$0.00 (0.00%)
7. Wuhan	32 (5.28%)	40.62%	13 (5.51%)	25.00%	5.62	00:04:24	0.00%	0 (0.00%)	\$0.00 (0.00%)
8. Guiyang	26 (4.29%)	15.38%	4 (1.69%)	7.69%	7.19	00:11:15	0.00%	0 (0.00%)	\$0.00 (0.00%)
9. Tianjin	20 (3.30%)	35.00%	7 (2.97%)	60.00%	2.95	00:01:38	0.00%	0 (0.00%)	\$0.00 (0.00%)
10. Qingdao	14 (2.31%)	42.86%	6 (2.54%)	7.14%	5.07	00:14:07	0.00%	0 (0.00%)	\$0.00 (0.00%)
11. Shenzhen	13 (2.15%)	84.62%	11 (4.66%)	53.85%	3.69	00:03:40	0.00%	0 (0.00%)	\$0.00 (0.00%)
12. Xi'an	13 (2.15%)	53.85%	7 (2.97%)	38.46%	6.08	00:06:41	0.00%	0 (0.00%)	\$0.00 (0.00%)
13. Hangzhou	12 (1.98%)	75.00%	9 (3.81%)	33.33%	6.25	00:03:37	0.00%	0 (0.00%)	\$0.00 (0.00%)
14. Ningbo	12 (1.98%)	25.00%	3 (1.27%)	16.67%	4.17	00:04:29	0.00%	0 (0.00%)	\$0.00 (0.00%)

15.	Haikou	12 (1.98%)	0.00%	0 (0.00%)	25.00%	3.50	00:02:47	0.00%	0 (0.00%)	\$0.00 (0.00%)
16.	Foshan	11 (1.82%)	27.27%	3 (1.27%)	18.18%	3.36	00:09:23	0.00%	0 (0.00%)	\$0.00 (0.00%)
17.	(not set)	10 (1.65%)	30.00%	3 (1.27%)	60.00%	9.40	00:03:51	0.00%	0 (0.00%)	\$0.00 (0.00%)
18.	Wuhu	10 (1.65%)	40.00%	4 (1.69%)	10.00%	15.50	00:09:40	0.00%	0 (0.00%)	\$0.00 (0.00%)
19.	Xiamen	9 (1.49%)	44.44%	4 (1.69%)	33.33%	3.44	00:02:49	0.00%	0 (0.00%)	\$0.00 (0.00%)
20.	Zhoushan	7 (1.16%)	0.00%	0 (0.00%)	28.57%	2.14	00:05:35	0.00%	0 (0.00%)	\$0.00 (0.00%)
21.	Changsha	7 (1.16%)	71.43%	5 (2.12%)	57.14%	2.29	00:00:20	0.00%	0 (0.00%)	\$0.00 (0.00%)
22.	Xiangtan	6 (0.99%)	83.33%	5 (2.12%)	50.00%	4.50	00:01:04	0.00%	0 (0.00%)	\$0.00 (0.00%)
23.	Fuzhou	5 (0.83%)	40.00%	2 (0.85%)	40.00%	2.80	00:00:27	0.00%	0 (0.00%)	\$0.00 (0.00%)
24.	Quanzhou	5 (0.83%)	60.00%	3 (1.27%)	20.00%	6.60	00:04:04	0.00%	0 (0.00%)	\$0.00 (0.00%)
25.	Huangshi	5 (0.83%)	80.00%	4 (1.69%)	20.00%	3.60	00:05:18	0.00%	0 (0.00%)	\$0.00 (0.00%)
26.	Nanning	5 (0.83%)	40.00%	2 (0.85%)	20.00%	2.20	00:00:26	0.00%	0 (0.00%)	\$0.00 (0.00%)
27.	Chongqing	5 (0.83%)	40.00%	2 (0.85%)	40.00%	5.00	00:04:52	0.00%	0 (0.00%)	\$0.00 (0.00%)
28.	Suzhou	4 (0.66%)	100.00%	4 (1.69%)	0.00%	5.00	00:02:03	0.00%	0 (0.00%)	\$0.00 (0.00%)
29.	Longyan	4 (0.66%)	100.00%	4 (1.69%)	25.00%	2.25	00:00:41	0.00%	0 (0.00%)	\$0.00 (0.00%)
30.	Weifang	4 (0.66%)	0.00%	0 (0.00%)	25.00%	3.25	00:07:27	0.00%	0 (0.00%)	\$0.00 (0.00%)
31.	Zhengzhou	4 (0.66%)	0.00%	0 (0.00%)	0.00%	2.00	00:00:21	0.00%	0 (0.00%)	\$0.00 (0.00%)
32.	Dongguan	4 (0.66%)	50.00%	2 (0.85%)	75.00%	1.75	00:00:13	0.00%	0 (0.00%)	\$0.00 (0.00%)
33.	Zhuhai	4 (0.66%)	25.00%	1 (0.42%)	50.00%	20.75	00:13:13	0.00%	0 (0.00%)	\$0.00 (0.00%)
34.	Chengdu	4 (0.66%)	75.00%	3 (1.27%)	25.00%	3.00	00:01:56	0.00%	0 (0.00%)	\$0.00 (0.00%)
35.	Shijiazhuang	3 (0.50%)	100.00%	3 (1.27%)	33.33%	2.00	00:00:26	0.00%	0 (0.00%)	\$0.00 (0.00%)
36.	Fuxin	3 (0.50%)	100.00%	3 (1.27%)	0.00%	5.00	00:06:35	0.00%	0 (0.00%)	\$0.00 (0.00%)
37.	Nanjing	3 (0.50%)	33.33%	1 (0.42%)	0.00%	5.33	00:06:16	0.00%	0 (0.00%)	\$0.00 (0.00%)
38.	Zunyi	3 (0.50%)	66.67%	2 (0.85%)	33.33%	2.33	00:01:27	0.00%	0 (0.00%)	\$0.00 (0.00%)
39.	Shenyang	2 (0.33%)	100.00%	2 (0.85%)	50.00%	1.50	00:04:43	0.00%	0 (0.00%)	\$0.00 (0.00%)
40.	Harbin	2 (0.33%)	100.00%	2 (0.85%)	100.00%	1.00	00:00:00	0.00%	0 (0.00%)	\$0.00 (0.00%)
41.	Changzhou	2 (0.33%)	50.00%	1 (0.42%)	50.00%	4.50	00:01:26	0.00%	0 (0.00%)	\$0.00 (0.00%)
42.	Wenzhou	2 (0.33%)	50.00%	1 (0.42%)	50.00%	6.00	00:01:37	0.00%	0 (0.00%)	\$0.00 (0.00%)
43.	Zhangzhou	2 (0.33%)	100.00%	2 (0.85%)	0.00%	2.00	00:00:12	0.00%	0 (0.00%)	\$0.00 (0.00%)
44.	Zhanjiang	2 (0.33%)	50.00%	1 (0.42%)	0.00%	5.00	00:03:57	0.00%	0 (0.00%)	\$0.00 (0.00%)
45.	Lanzhou	2 (0.33%)	0.00%	0 (0.00%)	50.00%	2.50	00:00:47	0.00%	0 (0.00%)	\$0.00 (0.00%)
46.	Changji	2 (0.33%)	100.00%	2 (0.85%)	50.00%	2.00	00:00:31	0.00%	0 (0.00%)	\$0.00 (0.00%)
47.	Zhenjiang	2 (0.33%)	100.00%	2 (0.85%)	100.00%	1.00	00:00:00	0.00%	0 (0.00%)	\$0.00 (0.00%)
48.	Suzhou	2 (0.33%)	100.00%	2 (0.85%)	50.00%	4.00	00:00:51	0.00%	0 (0.00%)	\$0.00 (0.00%)
49.	Linfen	1 (0.17%)	0.00%	0 (0.00%)	100.00%	1.00	00:00:00	0.00%	0 (0.00%)	\$0.00 (0.00%)
50.	Chaoyang	1 (0.17%)	100.00%	1 (0.42%)	0.00%	2.00	00:02:33	0.00%	0 (0.00%)	\$0.00 (0.00%)
51.	Siping	1 (0.17%)	100.00%	1 (0.42%)	100.00%	1.00	00:00:00	0.00%	0 (0.00%)	\$0.00 (0.00%)
52.	Qiqihar	1 (0.17%)	0.00%	0 (0.00%)	0.00%	3.00	00:01:27	0.00%	0 (0.00%)	\$0.00 (0.00%)
53.	Wuxi	1 (0.17%)	100.00%	1 (0.42%)	0.00%	16.00	00:16:27	0.00%	0 (0.00%)	\$0.00 (0.00%)
54.	Xuzhou	1 (0.17%)	100.00%	1 (0.42%)	0.00%	10.00	00:03:55	0.00%	0 (0.00%)	\$0.00 (0.00%)

55.	Jiaxing	1 (0.17%)	0.00%	0 (0.00%)	100.00%	1.00	00:00:00	0.00%	0 (0.00%)	\$0.00 (0.00%)
56.	Jinhua	1 (0.17%)	0.00%	0 (0.00%)	100.00%	1.00	00:00:00	0.00%	0 (0.00%)	\$0.00 (0.00%)
57.	Ganzhou	1 (0.17%)	100.00%	1 (0.42%)	0.00%	10.00	00:05:13	0.00%	0 (0.00%)	\$0.00 (0.00%)
58.	Nanchang	1 (0.17%)	100.00%	1 (0.42%)	0.00%	40.00	00:18:15	0.00%	0 (0.00%)	\$0.00 (0.00%)
59.	Yichun	1 (0.17%)	100.00%	1 (0.42%)	100.00%	1.00	00:00:00	0.00%	0 (0.00%)	\$0.00 (0.00%)
60.	Heze	1 (0.17%)	100.00%	1 (0.42%)	0.00%	6.00	00:03:00	0.00%	0 (0.00%)	\$0.00 (0.00%)
61.	Jinan	1 (0.17%)	100.00%	1 (0.42%)	100.00%	1.00	00:00:00	0.00%	0 (0.00%)	\$0.00 (0.00%)
62.	Weihai	1 (0.17%)	100.00%	1 (0.42%)	0.00%	11.00	00:19:41	0.00%	0 (0.00%)	\$0.00 (0.00%)
63.	Yichang	1 (0.17%)	100.00%	1 (0.42%)	0.00%	9.00	00:04:07	0.00%	0 (0.00%)	\$0.00 (0.00%)
64.	Huizhou	1 (0.17%)	100.00%	1 (0.42%)	100.00%	1.00	00:00:00	0.00%	0 (0.00%)	\$0.00 (0.00%)
65.	Shaoguan	1 (0.17%)	100.00%	1 (0.42%)	0.00%	3.00	00:01:28	0.00%	0 (0.00%)	\$0.00 (0.00%)
66.	Zigong	1 (0.17%)	100.00%	1 (0.42%)	100.00%	1.00	00:00:00	0.00%	0 (0.00%)	\$0.00 (0.00%)
67.	Yinchuan	1 (0.17%)	100.00%	1 (0.42%)	0.00%	3.00	00:01:40	0.00%	0 (0.00%)	\$0.00 (0.00%)
68.	Urumqi	1 (0.17%)	0.00%	0 (0.00%)	0.00%	6.00	00:02:44	0.00%	0 (0.00%)	\$0.00 (0.00%)
69.	Quzhou	1 (0.17%)	0.00%	0 (0.00%)	0.00%	2.00	00:00:16	0.00%	0 (0.00%)	\$0.00 (0.00%)
70.	Yanbian	1 (0.17%)	100.00%	1 (0.42%)	0.00%	3.00	00:00:23	0.00%	0 (0.00%)	\$0.00 (0.00%)

すべて » 国/地域: United States

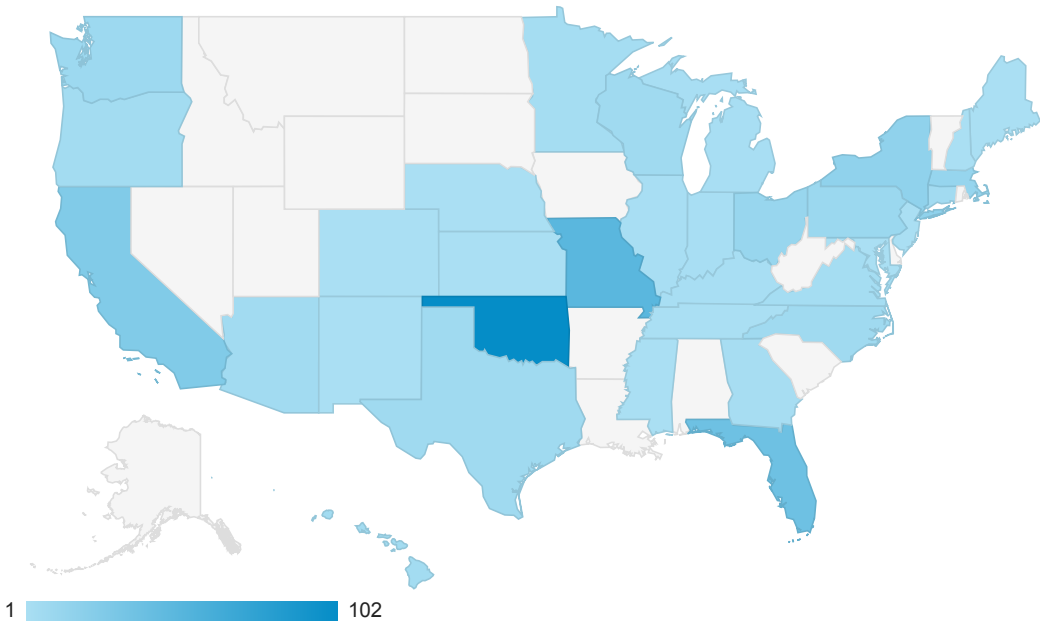
すべてのセッション

3.04%

+ セグメント

地図表示

サマリー



地域	集客			行動			コンバージョン		
	セッション	新規セッション率	新規ユーザー	直帰率	ページ/セッション	平均セッション時間	コンバージョン率	目標の完了数	目標値
	448 全体に対する割合: 3.04% (14,748)	41.52% サイトの平均: 43.07% (-3.60%)	186 全体に対する割合: 2.93% (6,352)	29.91% サイトの平均: 33.38% (-10.40%)	5.90 サイトの平均: 6.18 (-4.63%)	00:13:19 サイトの平均: 00:06:51 (94.28%)	0.00% サイトの平均: 0.00% (0.00%)	0 全体に対する割合: 0.00% (0)	\$0.00 全体に対する割合: 0.00% (0.00%)
1. Oklahoma	102 (22.77%)	6.86%	7 (3.76%)	7.84%	5.28	00:36:54	0.00%	0 (0.00%)	\$0.00 (0.00%)
2. (not set)	97 (21.65%)	24.74%	24 (12.90%)	58.76%	6.43	00:05:14	0.00%	0 (0.00%)	\$0.00 (0.00%)
3. Missouri	50 (11.16%)	64.00%	32 (17.20%)	38.00%	5.72	00:05:08	0.00%	0 (0.00%)	\$0.00 (0.00%)
4. Florida	38 (8.48%)	57.89%	22 (11.83%)	18.42%	7.55	00:14:41	0.00%	0 (0.00%)	\$0.00 (0.00%)
5. California	26 (5.80%)	53.85%	14 (7.53%)	15.38%	8.35	00:07:39	0.00%	0 (0.00%)	\$0.00 (0.00%)
6. New York	17 (3.79%)	70.59%	12 (6.45%)	35.29%	6.12	00:07:19	0.00%	0 (0.00%)	\$0.00 (0.00%)
7. Massachusetts	13 (2.90%)	84.62%	11 (5.91%)	30.77%	4.46	00:02:10	0.00%	0 (0.00%)	\$0.00 (0.00%)
8. Ohio	12 (2.68%)	33.33%	4 (2.15%)	25.00%	3.33	00:07:16	0.00%	0 (0.00%)	\$0.00 (0.00%)
9. Pennsylvania	10 (2.23%)	50.00%	5 (2.69%)	10.00%	6.00	00:03:26	0.00%	0 (0.00%)	\$0.00 (0.00%)
10. Washington	9 (2.01%)	77.78%	7 (3.76%)	11.11%	6.33	00:04:22	0.00%	0 (0.00%)	\$0.00 (0.00%)
11. North Carolina	7 (1.56%)	42.86%	3 (1.61%)	14.29%	9.57	00:06:35	0.00%	0 (0.00%)	\$0.00 (0.00%)
12. Texas	7 (1.56%)	71.43%	5 (2.69%)	28.57%	10.86	00:13:12	0.00%	0 (0.00%)	\$0.00 (0.00%)
13. Wisconsin	7 (1.56%)	57.14%	4 (2.15%)	42.86%	4.86	00:03:00	0.00%	0 (0.00%)	\$0.00 (0.00%)
14. Arizona	6 (1.34%)	100.00%	6 (3.23%)	50.00%	2.17	00:00:56	0.00%	0 (0.00%)	\$0.00 (0.00%)

15.	Connecticut	6 (1.34%)	33.33%	2 (1.08%)	33.33%	2.67	00:01:19	0.00%	0 (0.00%)	\$0.00 (0.00%)
16.	Hawaii	5 (1.12%)	100.00%	5 (2.69%)	20.00%	2.80	00:00:35	0.00%	0 (0.00%)	\$0.00 (0.00%)
17.	Oregon	5 (1.12%)	40.00%	2 (1.08%)	0.00%	2.20	00:02:15	0.00%	0 (0.00%)	\$0.00 (0.00%)
18.	Minnesota	4 (0.89%)	75.00%	3 (1.61%)	25.00%	7.75	00:06:25	0.00%	0 (0.00%)	\$0.00 (0.00%)
19.	Virginia	4 (0.89%)	100.00%	4 (2.15%)	25.00%	6.50	00:09:05	0.00%	0 (0.00%)	\$0.00 (0.00%)
20.	Georgia	3 (0.67%)	0.00%	0 (0.00%)	100.00%	1.00	00:00:00	0.00%	0 (0.00%)	\$0.00 (0.00%)
21.	District of Columbia	2 (0.45%)	50.00%	1 (0.54%)	50.00%	6.00	00:01:28	0.00%	0 (0.00%)	\$0.00 (0.00%)
22.	Illinois	2 (0.45%)	50.00%	1 (0.54%)	0.00%	10.00	00:28:33	0.00%	0 (0.00%)	\$0.00 (0.00%)
23.	Indiana	2 (0.45%)	50.00%	1 (0.54%)	100.00%	1.00	00:00:00	0.00%	0 (0.00%)	\$0.00 (0.00%)
24.	Kentucky	2 (0.45%)	50.00%	1 (0.54%)	50.00%	1.50	00:00:03	0.00%	0 (0.00%)	\$0.00 (0.00%)
25.	Michigan	2 (0.45%)	100.00%	2 (1.08%)	50.00%	3.50	00:00:32	0.00%	0 (0.00%)	\$0.00 (0.00%)
26.	Colorado	1 (0.22%)	100.00%	1 (0.54%)	0.00%	7.00	00:04:55	0.00%	0 (0.00%)	\$0.00 (0.00%)
27.	Kansas	1 (0.22%)	100.00%	1 (0.54%)	0.00%	2.00	00:00:54	0.00%	0 (0.00%)	\$0.00 (0.00%)
28.	Maryland	1 (0.22%)	100.00%	1 (0.54%)	0.00%	5.00	00:28:29	0.00%	0 (0.00%)	\$0.00 (0.00%)
29.	Maine	1 (0.22%)	100.00%	1 (0.54%)	0.00%	2.00	00:00:15	0.00%	0 (0.00%)	\$0.00 (0.00%)
30.	Mississippi	1 (0.22%)	100.00%	1 (0.54%)	0.00%	9.00	00:03:14	0.00%	0 (0.00%)	\$0.00 (0.00%)
31.	Nebraska	1 (0.22%)	100.00%	1 (0.54%)	0.00%	3.00	00:12:50	0.00%	0 (0.00%)	\$0.00 (0.00%)
32.	New Hampshire	1 (0.22%)	100.00%	1 (0.54%)	0.00%	3.00	00:05:48	0.00%	0 (0.00%)	\$0.00 (0.00%)
33.	New Jersey	1 (0.22%)	100.00%	1 (0.54%)	100.00%	1.00	00:00:00	0.00%	0 (0.00%)	\$0.00 (0.00%)
34.	New Mexico	1 (0.22%)	0.00%	0 (0.00%)	0.00%	2.00	00:00:22	0.00%	0 (0.00%)	\$0.00 (0.00%)
35.	Tennessee	1 (0.22%)	0.00%	0 (0.00%)	100.00%	1.00	00:00:00	0.00%	0 (0.00%)	\$0.00 (0.00%)