

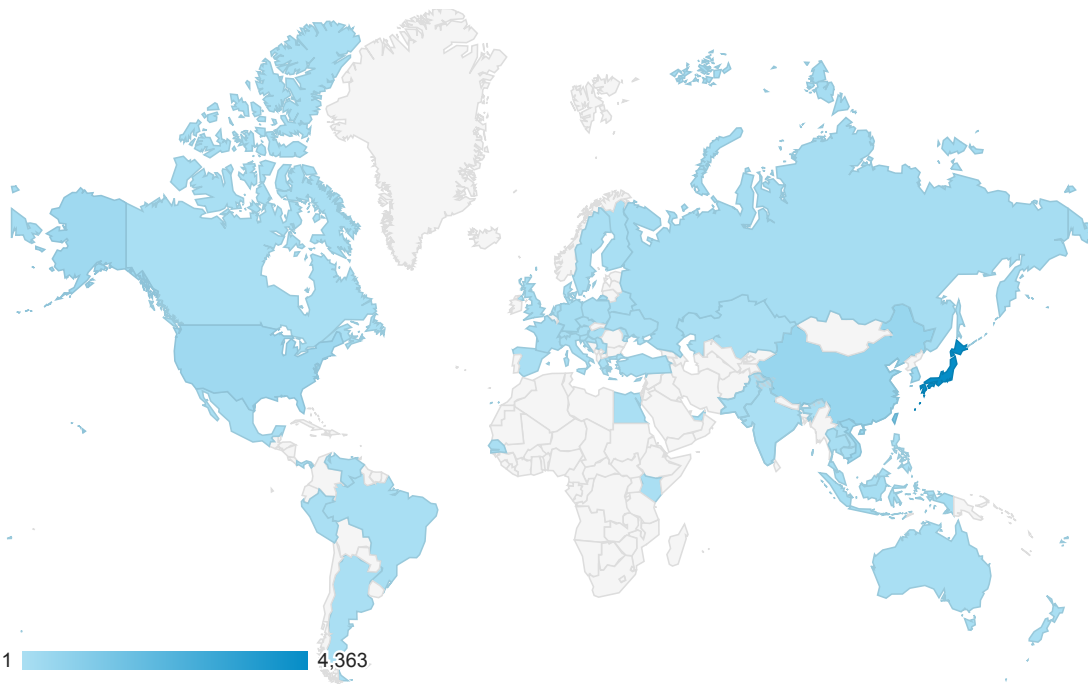
地域

2014/02/01 - 2014/02/28

すべての訪問
100.00%

地図表示

サマリー



国/地域	集客			行動			コンバージョン		
	訪問数	新規訪問の割合	新規訪問数	直帰率	訪問別ページビュー	訪問時の平均滞在時間	コンバージョン率	目標の完了数	目標値
	8,314 全体に対する割合: 100.00% (8,314)	48.16% サイトの平均: 47.99% (0.35%)	4,004 全体に対する割合: 100.35% (3,990)	33.25% サイトの平均: 33.25% (0.00%)	6.00 サイトの平均: 6.00 (0.00%)	00:07:04 サイトの平均: 00:07:04 (0.00%)	0.00% サイトの平均: 0.00% (0.00%)	0 全体に対する割合: 0.00% (0)	\$0.00 全体に対する割合: 0.00% (\$0.00)
1. Japan	4,363 (52.48%)	53.20%	2,321 (57.97%)	30.58%	5.99	00:06:05	0.00%	0 (0.00%)	\$0.00 (0.00%)
2. Taiwan	1,448 (17.42%)	42.13%	610 (15.23%)	37.78%	6.37	00:07:24	0.00%	0 (0.00%)	\$0.00 (0.00%)
3. China	476 (5.73%)	50.84%	242 (6.04%)	36.97%	4.88	00:06:28	0.00%	0 (0.00%)	\$0.00 (0.00%)
4. Vietnam	386 (4.64%)	31.87%	123 (3.07%)	46.11%	6.45	00:07:23	0.00%	0 (0.00%)	\$0.00 (0.00%)
5. South Korea	337 (4.05%)	36.80%	124 (3.10%)	32.94%	5.67	00:08:26	0.00%	0 (0.00%)	\$0.00 (0.00%)
6. United States	294 (3.54%)	31.63%	93 (2.32%)	29.25%	6.19	00:23:58	0.00%	0 (0.00%)	\$0.00 (0.00%)
7. Hong Kong	291 (3.50%)	31.27%	91 (2.27%)	25.09%	8.88	00:07:56	0.00%	0 (0.00%)	\$0.00 (0.00%)
8. Russia	119 (1.43%)	47.06%	56 (1.40%)	41.18%	5.00	00:05:12	0.00%	0 (0.00%)	\$0.00 (0.00%)
9. France	82 (0.99%)	53.66%	44 (1.10%)	35.37%	4.23	00:07:22	0.00%	0 (0.00%)	\$0.00 (0.00%)
10. Germany	72 (0.87%)	25.00%	18 (0.45%)	15.28%	6.15	00:05:00	0.00%	0 (0.00%)	\$0.00 (0.00%)
11. Indonesia	72 (0.87%)	86.11%	62 (1.55%)	51.39%	3.28	00:02:30	0.00%	0 (0.00%)	\$0.00 (0.00%)
12. United Kingdom	57 (0.69%)	66.67%	38 (0.95%)	31.58%	4.26	00:03:28	0.00%	0 (0.00%)	\$0.00 (0.00%)
13. Thailand	51 (0.61%)	43.14%	22 (0.55%)	29.41%	6.24	00:04:04	0.00%	0 (0.00%)	\$0.00 (0.00%)
14. Australia	51 (0.61%)	85.71%	43 (1.05%)	52.38%	4.22	00:02:34	0.00%	0 (0.00%)	\$0.00 (0.00%)

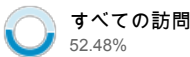
	Australia	21 (0.25%)	85.71%	18 (0.45%)	52.38%	4.29	00:03:24	0.00%	0 (0.00%)	\$0.00 (0.00%)
15.	Canada	21 (0.25%)	38.10%	8 (0.20%)	23.81%	6.05	00:11:06	0.00%	0 (0.00%)	\$0.00 (0.00%)
16.	Malaysia	20 (0.24%)	35.00%	7 (0.17%)	35.00%	5.40	00:05:10	0.00%	0 (0.00%)	\$0.00 (0.00%)
17.	Finland	18 (0.22%)	33.33%	6 (0.15%)	50.00%	3.56	00:04:55	0.00%	0 (0.00%)	\$0.00 (0.00%)
18.	Singapore	18 (0.22%)	66.67%	12 (0.30%)	61.11%	2.11	00:00:56	0.00%	0 (0.00%)	\$0.00 (0.00%)
19.	Brazil	17 (0.20%)	64.71%	11 (0.27%)	52.94%	2.06	00:02:08	0.00%	0 (0.00%)	\$0.00 (0.00%)
20.	Macao	16 (0.19%)	56.25%	9 (0.22%)	25.00%	7.06	00:05:45	0.00%	0 (0.00%)	\$0.00 (0.00%)
21.	Poland	13 (0.16%)	61.54%	8 (0.20%)	46.15%	3.54	00:01:25	0.00%	0 (0.00%)	\$0.00 (0.00%)
22.	Czech Republic	11 (0.13%)	27.27%	3 (0.07%)	18.18%	6.00	00:06:03	0.00%	0 (0.00%)	\$0.00 (0.00%)
23.	Italy	11 (0.13%)	81.82%	9 (0.22%)	18.18%	4.00	00:01:42	0.00%	0 (0.00%)	\$0.00 (0.00%)
24.	(not set)	11 (0.13%)	81.82%	9 (0.22%)	54.55%	2.36	00:01:41	0.00%	0 (0.00%)	\$0.00 (0.00%)
25.	India	9 (0.11%)	66.67%	6 (0.15%)	55.56%	3.89	00:04:24	0.00%	0 (0.00%)	\$0.00 (0.00%)
26.	Netherlands	9 (0.11%)	77.78%	7 (0.17%)	22.22%	2.78	00:04:00	0.00%	0 (0.00%)	\$0.00 (0.00%)
27.	Spain	7 (0.08%)	71.43%	5 (0.12%)	42.86%	2.43	00:01:29	0.00%	0 (0.00%)	\$0.00 (0.00%)
28.	New Zealand	5 (0.06%)	60.00%	3 (0.07%)	20.00%	6.40	00:06:03	0.00%	0 (0.00%)	\$0.00 (0.00%)
29.	Serbia	5 (0.06%)	40.00%	2 (0.05%)	0.00%	7.00	00:07:04	0.00%	0 (0.00%)	\$0.00 (0.00%)
30.	Austria	4 (0.05%)	100.00%	4 (0.10%)	50.00%	2.25	00:00:20	0.00%	0 (0.00%)	\$0.00 (0.00%)
31.	Cyprus	4 (0.05%)	50.00%	2 (0.05%)	0.00%	25.25	00:22:31	0.00%	0 (0.00%)	\$0.00 (0.00%)
32.	Kazakhstan	4 (0.05%)	25.00%	1 (0.02%)	25.00%	2.50	00:04:47	0.00%	0 (0.00%)	\$0.00 (0.00%)
33.	Ukraine	4 (0.05%)	75.00%	3 (0.07%)	25.00%	1.75	00:00:49	0.00%	0 (0.00%)	\$0.00 (0.00%)
34.	United Arab Emirates	3 (0.04%)	66.67%	2 (0.05%)	66.67%	2.00	00:01:07	0.00%	0 (0.00%)	\$0.00 (0.00%)
35.	Denmark	3 (0.04%)	66.67%	2 (0.05%)	33.33%	11.33	00:06:50	0.00%	0 (0.00%)	\$0.00 (0.00%)
36.	Sweden	3 (0.04%)	66.67%	2 (0.05%)	33.33%	3.67	00:03:05	0.00%	0 (0.00%)	\$0.00 (0.00%)
37.	Belarus	2 (0.02%)	100.00%	2 (0.05%)	100.00%	1.00	00:00:00	0.00%	0 (0.00%)	\$0.00 (0.00%)
38.	Switzerland	2 (0.02%)	100.00%	2 (0.05%)	50.00%	3.50	00:01:02	0.00%	0 (0.00%)	\$0.00 (0.00%)
39.	Egypt	2 (0.02%)	0.00%	0 (0.00%)	0.00%	4.00	00:04:04	0.00%	0 (0.00%)	\$0.00 (0.00%)
40.	Cambodia	2 (0.02%)	50.00%	1 (0.02%)	0.00%	7.00	00:02:32	0.00%	0 (0.00%)	\$0.00 (0.00%)
41.	Moldova	2 (0.02%)	0.00%	0 (0.00%)	50.00%	5.00	00:05:46	0.00%	0 (0.00%)	\$0.00 (0.00%)
42.	Mexico	2 (0.02%)	50.00%	1 (0.02%)	50.00%	3.00	00:00:38	0.00%	0 (0.00%)	\$0.00 (0.00%)
43.	Philippines	2 (0.02%)	100.00%	2 (0.05%)	0.00%	3.00	00:01:15	0.00%	0 (0.00%)	\$0.00 (0.00%)
44.	Argentina	1 (0.01%)	100.00%	1 (0.02%)	0.00%	4.00	00:03:04	0.00%	0 (0.00%)	\$0.00 (0.00%)
45.	Fiji	1 (0.01%)	100.00%	1 (0.02%)	0.00%	9.00	00:03:28	0.00%	0 (0.00%)	\$0.00 (0.00%)
46.	Greece	1 (0.01%)	100.00%	1 (0.02%)	0.00%	9.00	00:20:39	0.00%	0 (0.00%)	\$0.00 (0.00%)
47.	Croatia	1 (0.01%)	100.00%	1 (0.02%)	0.00%	2.00	00:00:26	0.00%	0 (0.00%)	\$0.00 (0.00%)
48.	Hungary	1 (0.01%)	100.00%	1 (0.02%)	100.00%	1.00	00:00:00	0.00%	0 (0.00%)	\$0.00 (0.00%)
49.	Kenya	1 (0.01%)	100.00%	1 (0.02%)	0.00%	2.00	00:01:40	0.00%	0 (0.00%)	\$0.00 (0.00%)
50.	Laos	1 (0.01%)	0.00%	0 (0.00%)	100.00%	1.00	00:00:00	0.00%	0 (0.00%)	\$0.00 (0.00%)
51.	Panama	1 (0.01%)	100.00%	1 (0.02%)	100.00%	1.00	00:00:00	0.00%	0 (0.00%)	\$0.00 (0.00%)
52.	Peru	1 (0.01%)	100.00%	1 (0.02%)	0.00%	5.00	00:04:00	0.00%	0 (0.00%)	\$0.00 (0.00%)
53.	Pakistan	1 (0.01%)	100.00%	1 (0.02%)	0.00%	4.00	00:33:26	0.00%	0 (0.00%)	\$0.00 (0.00%)
54.	Slovenia	1 (0.01%)	100.00%	1 (0.02%)	0.00%	2.00	00:00:40	0.00%	0 (0.00%)	\$0.00 (0.00%)
55.	Senegal	1 (0.01%)	100.00%	1 (0.02%)	0.00%	2.00	00:03:23	0.00%	0 (0.00%)	\$0.00 (0.00%)

56.	Tonga	1 (0.01%)	100.00%	1 (0.02%)	0.00%	11.00	00:36:02	0.00%	0 (0.00%)	\$0.00 (0.00%)
57.	Turkey	1 (0.01%)	100.00%	1 (0.02%)	0.00%	4.00	00:00:37	0.00%	0 (0.00%)	\$0.00 (0.00%)
58.	Venezuela	1 (0.01%)	0.00%	0 (0.00%)	100.00%	1.00	00:00:00	0.00%	0 (0.00%)	\$0.00 (0.00%)

地域

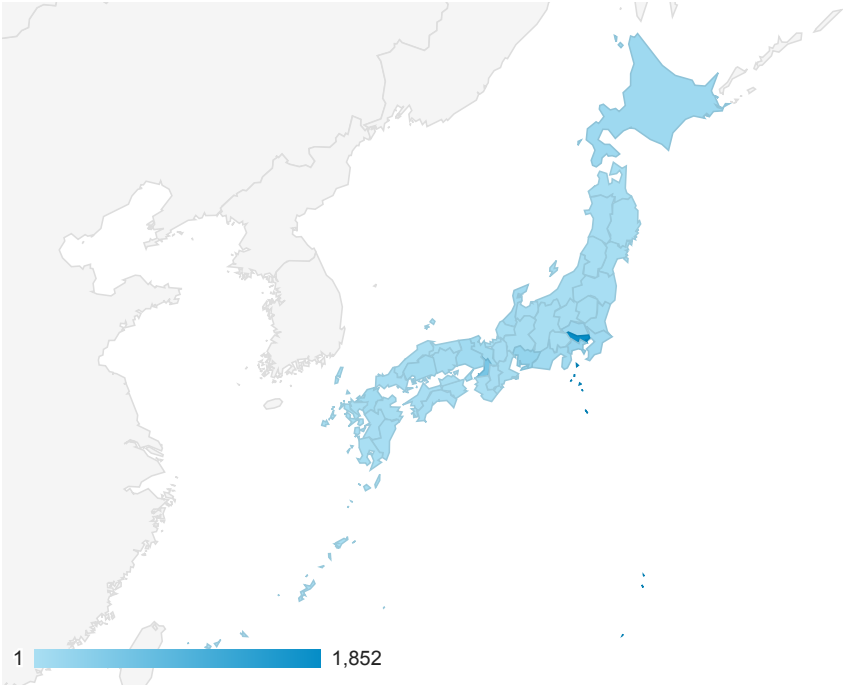
2014/02/01 - 2014/02/28

すべて » 国/地域: Japan



地図表示

サマリー



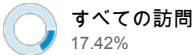
地域	集客			行動			コンバージョン		
	訪問数	新規訪問の割合	新規訪問数	直帰率	訪問別ページビュー	訪問時の平均滞在時間	コンバージョン率	目標の完了数	目標値
	4,363 全体に対する割合: 52.48% (8,314)	53.20% サイトの平均: 47.99% (10.85%)	2,321 全体に対する割合: 58.17% (3,990)	30.58% サイトの平均: 33.25% (-8.03%)	5.99 サイトの平均: 6.00 (-0.10%)	00:06:05 サイトの平均: 00:07:04 (-13.89%)	0.00% サイトの平均: 0.00% (0.00%)	0 全体に対する割合: 0.00% (0)	\$0.00 全体に対する割合: 0.00% (\$0.00)
1. Tokyo	1,852 (42.45%)	52.81%	978 (42.14%)	31.80%	5.38	00:05:10	0.00%	0 (0.00%)	\$0.00 (0.00%)
2. Osaka Prefecture	561 (12.86%)	42.60%	239 (10.30%)	30.30%	5.60	00:08:41	0.00%	0 (0.00%)	\$0.00 (0.00%)
3. Aichi Prefecture	247 (5.66%)	46.15%	114 (4.91%)	27.94%	6.42	00:09:47	0.00%	0 (0.00%)	\$0.00 (0.00%)
4. Kanagawa Prefecture	219 (5.02%)	60.73%	133 (5.73%)	30.14%	7.32	00:04:55	0.00%	0 (0.00%)	\$0.00 (0.00%)
5. Hokkaido	138 (3.16%)	36.96%	51 (2.20%)	27.54%	6.36	00:08:10	0.00%	0 (0.00%)	\$0.00 (0.00%)
6. Saitama Prefecture	127 (2.91%)	61.42%	78 (3.36%)	36.22%	7.83	00:03:59	0.00%	0 (0.00%)	\$0.00 (0.00%)
7. Chiba Prefecture	106 (2.43%)	59.43%	63 (2.71%)	24.53%	6.63	00:04:02	0.00%	0 (0.00%)	\$0.00 (0.00%)
8. Hyogo Prefecture	98 (2.25%)	61.22%	60 (2.59%)	32.65%	6.81	00:04:48	0.00%	0 (0.00%)	\$0.00 (0.00%)
9. Shizuoka Prefecture	92 (2.11%)	47.83%	44 (1.90%)	28.26%	4.66	00:03:35	0.00%	0 (0.00%)	\$0.00 (0.00%)
10. Ishikawa Prefecture	81 (1.86%)	8.64%	7 (0.30%)	49.38%	3.06	00:12:55	0.00%	0 (0.00%)	\$0.00 (0.00%)
11. Fukuoka Prefecture	80 (1.83%)	66.25%	53 (2.28%)	25.00%	7.22	00:05:38	0.00%	0 (0.00%)	\$0.00 (0.00%)
12. Kyoto Prefecture	76 (1.74%)	40.79%	31 (1.34%)	27.63%	6.45	00:09:17	0.00%	0 (0.00%)	\$0.00 (0.00%)
13. Ibaraki Prefecture	73 (1.67%)	60.27%	44 (1.90%)	28.77%	7.82	00:09:20	0.00%	0 (0.00%)	\$0.00 (0.00%)

14.	Hiroshima Prefecture	68 (1.56%)	64.71%	44 (1.90%)	23.53%	8.32	00:06:57	0.00%	0 (0.00%)	\$0.00 (0.00%)
15.	Okayama Prefecture	37 (0.85%)	56.76%	21 (0.90%)	24.32%	11.57	00:11:37	0.00%	0 (0.00%)	\$0.00 (0.00%)
16.	Tochigi Prefecture	33 (0.76%)	78.79%	26 (1.12%)	33.33%	3.61	00:01:54	0.00%	0 (0.00%)	\$0.00 (0.00%)
17.	Miyagi Prefecture	30 (0.69%)	86.67%	26 (1.12%)	33.33%	5.23	00:04:15	0.00%	0 (0.00%)	\$0.00 (0.00%)
18.	Nagano Prefecture	29 (0.66%)	65.52%	19 (0.82%)	34.48%	4.69	00:03:06	0.00%	0 (0.00%)	\$0.00 (0.00%)
19.	Gifu Prefecture	28 (0.64%)	85.71%	24 (1.03%)	25.00%	5.50	00:03:36	0.00%	0 (0.00%)	\$0.00 (0.00%)
20.	Mie Prefecture	28 (0.64%)	78.57%	22 (0.95%)	17.86%	11.21	00:08:07	0.00%	0 (0.00%)	\$0.00 (0.00%)
21.	Oita Prefecture	28 (0.64%)	60.71%	17 (0.73%)	32.14%	3.86	00:01:58	0.00%	0 (0.00%)	\$0.00 (0.00%)
22.	Niigata Prefecture	27 (0.62%)	51.85%	14 (0.60%)	29.63%	8.67	00:08:32	0.00%	0 (0.00%)	\$0.00 (0.00%)
23.	Gunma Prefecture	26 (0.60%)	53.85%	14 (0.60%)	23.08%	6.81	00:06:32	0.00%	0 (0.00%)	\$0.00 (0.00%)
24.	Miyazaki Prefecture	21 (0.48%)	71.43%	15 (0.65%)	19.05%	9.43	00:05:11	0.00%	0 (0.00%)	\$0.00 (0.00%)
25.	Akita Prefecture	20 (0.46%)	50.00%	10 (0.43%)	40.00%	6.45	00:04:51	0.00%	0 (0.00%)	\$0.00 (0.00%)
26.	Fukushima Prefecture	20 (0.46%)	75.00%	15 (0.65%)	20.00%	8.65	00:03:41	0.00%	0 (0.00%)	\$0.00 (0.00%)
27.	Ehime Prefecture	17 (0.39%)	64.71%	11 (0.47%)	41.18%	5.18	00:02:44	0.00%	0 (0.00%)	\$0.00 (0.00%)
28.	Kochi Prefecture	17 (0.39%)	58.82%	10 (0.43%)	23.53%	7.18	00:03:26	0.00%	0 (0.00%)	\$0.00 (0.00%)
29.	Toyama Prefecture	15 (0.34%)	73.33%	11 (0.47%)	13.33%	5.67	00:01:44	0.00%	0 (0.00%)	\$0.00 (0.00%)
30.	Nara Prefecture	15 (0.34%)	86.67%	13 (0.56%)	20.00%	5.93	00:02:55	0.00%	0 (0.00%)	\$0.00 (0.00%)
31.	Kumamoto Prefecture	15 (0.34%)	73.33%	11 (0.47%)	33.33%	5.47	00:01:47	0.00%	0 (0.00%)	\$0.00 (0.00%)
32.	Shiga Prefecture	14 (0.32%)	50.00%	7 (0.30%)	21.43%	8.79	00:03:46	0.00%	0 (0.00%)	\$0.00 (0.00%)
33.	Yamaguchi Prefecture	14 (0.32%)	64.29%	9 (0.39%)	28.57%	3.43	00:00:54	0.00%	0 (0.00%)	\$0.00 (0.00%)
34.	Okinawa Prefecture	13 (0.30%)	100.00%	13 (0.56%)	7.69%	5.00	00:05:25	0.00%	0 (0.00%)	\$0.00 (0.00%)
35.	Aomori Prefecture	10 (0.23%)	70.00%	7 (0.30%)	20.00%	12.50	00:04:36	0.00%	0 (0.00%)	\$0.00 (0.00%)
36.	Nagasaki Prefecture	10 (0.23%)	100.00%	10 (0.43%)	30.00%	6.70	00:03:23	0.00%	0 (0.00%)	\$0.00 (0.00%)
37.	Kagoshima Prefecture	10 (0.23%)	80.00%	8 (0.34%)	50.00%	5.60	00:05:47	0.00%	0 (0.00%)	\$0.00 (0.00%)
38.	Iwate Prefecture	9 (0.21%)	100.00%	9 (0.39%)	11.11%	7.67	00:03:44	0.00%	0 (0.00%)	\$0.00 (0.00%)
39.	Yamagata Prefecture	9 (0.21%)	77.78%	7 (0.30%)	33.33%	3.78	00:01:38	0.00%	0 (0.00%)	\$0.00 (0.00%)
40.	Fukui Prefecture	8 (0.18%)	62.50%	5 (0.22%)	62.50%	4.50	00:03:31	0.00%	0 (0.00%)	\$0.00 (0.00%)
41.	Yamanashi Prefecture	7 (0.16%)	71.43%	5 (0.22%)	42.86%	3.43	00:00:27	0.00%	0 (0.00%)	\$0.00 (0.00%)
42.	Tokushima Prefecture	7 (0.16%)	42.86%	3 (0.13%)	14.29%	15.57	00:06:25	0.00%	0 (0.00%)	\$0.00 (0.00%)
43.	Tottori Prefecture	6 (0.14%)	50.00%	3 (0.13%)	50.00%	4.67	00:00:55	0.00%	0 (0.00%)	\$0.00 (0.00%)
44.	Kagawa Prefecture	6 (0.14%)	50.00%	3 (0.13%)	33.33%	13.67	00:02:48	0.00%	0 (0.00%)	\$0.00 (0.00%)
45.	Wakayama Prefecture	5 (0.11%)	80.00%	4 (0.17%)	40.00%	5.00	00:00:36	0.00%	0 (0.00%)	\$0.00 (0.00%)
46.	Shimane Prefecture	5 (0.11%)	100.00%	5 (0.22%)	20.00%	5.00	00:00:55	0.00%	0 (0.00%)	\$0.00 (0.00%)
47.	Saga Prefecture	5 (0.11%)	80.00%	4 (0.17%)	60.00%	3.00	00:00:30	0.00%	0 (0.00%)	\$0.00 (0.00%)
48.	(not set)	1 (0.02%)	100.00%	1 (0.04%)	0.00%	3.00	00:00:17	0.00%	0 (0.00%)	\$0.00 (0.00%)

地域

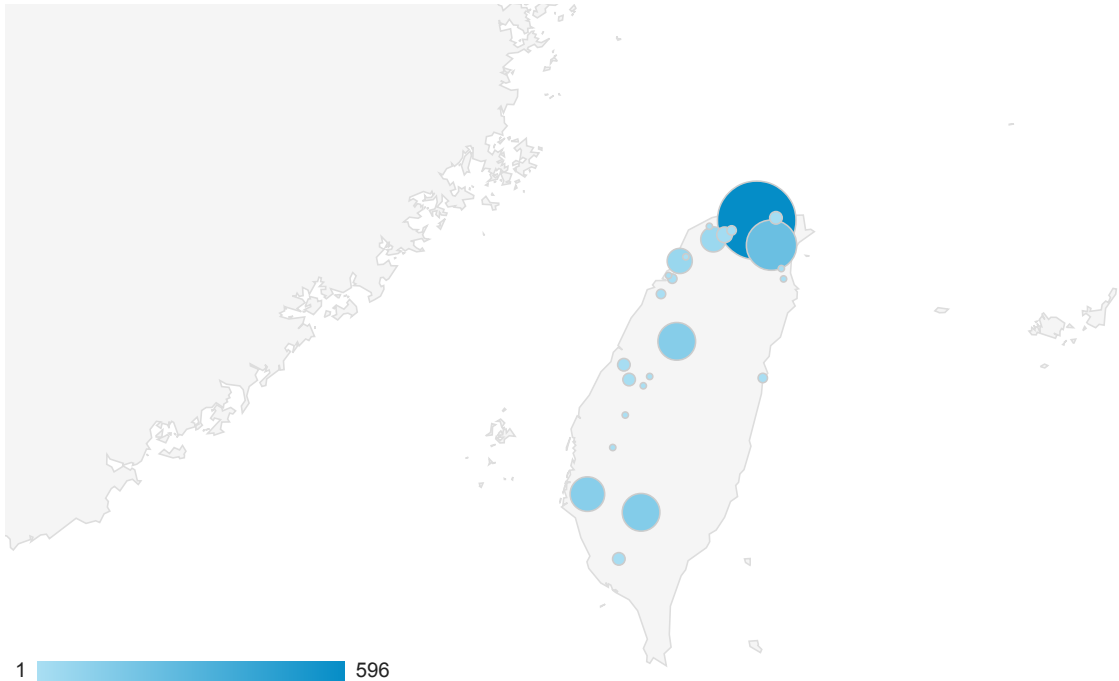
2014/02/01 - 2014/02/28

すべて » 国/地域: Taiwan



地図表示

サマリー



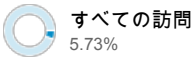
市区町村	集客			行動			コンバージョン		
	訪問数	新規訪問の割合	新規訪問数	直帰率	訪問別ページビュー	訪問時の平均滞在時間	コンバージョン率	目標の完了数	目標値
	1,448 全体に対する割合: 17.42% (8,314)	42.13% サイトの平均: 47.99% (-12.22%)	610 全体に対する割合: 15.29% (3,990)	37.78% サイトの平均: 33.25% (13.63%)	6.37 サイトの平均: 6.00 (6.20%)	00:07:24 サイトの平均: 00:07:04 (4.77%)	0.00% サイトの平均: 0.00% (0.00%)	0 全体に対する割合: 0.00% (0)	\$0.00 全体に対する割合: 0.00% (\$0.00)
1. Taipei City	596 (41.16%)	39.43%	235 (38.52%)	43.79%	5.17	00:05:29	0.00%	0 (0.00%)	\$0.00 (0.00%)
2. New Taipei City	230 (15.88%)	53.04%	122 (20.00%)	36.09%	7.11	00:06:58	0.00%	0 (0.00%)	\$0.00 (0.00%)
3. Kaohsiung City	141 (9.74%)	42.55%	60 (9.84%)	30.50%	9.19	00:12:14	0.00%	0 (0.00%)	\$0.00 (0.00%)
4. Taichung City	130 (8.98%)	47.69%	62 (10.16%)	35.38%	5.02	00:04:43	0.00%	0 (0.00%)	\$0.00 (0.00%)
5. Tainan City	123 (8.49%)	31.71%	39 (6.39%)	35.77%	7.28	00:13:41	0.00%	0 (0.00%)	\$0.00 (0.00%)
6. Hsinchu City	62 (4.28%)	32.26%	20 (3.28%)	29.03%	4.87	00:05:33	0.00%	0 (0.00%)	\$0.00 (0.00%)
7. Zhongli City	55 (3.80%)	30.91%	17 (2.79%)	43.64%	6.85	00:05:23	0.00%	0 (0.00%)	\$0.00 (0.00%)
8. Taoyuan City	21 (1.45%)	33.33%	7 (1.15%)	0.00%	7.38	00:09:48	0.00%	0 (0.00%)	\$0.00 (0.00%)
9. Keelung City	15 (1.04%)	40.00%	6 (0.98%)	40.00%	7.33	00:07:27	0.00%	0 (0.00%)	\$0.00 (0.00%)
10. Changhua City	12 (0.83%)	66.67%	8 (1.31%)	33.33%	4.58	00:05:20	0.00%	0 (0.00%)	\$0.00 (0.00%)
11. Pingtung City	12 (0.83%)	50.00%	6 (0.98%)	16.67%	7.92	00:20:54	0.00%	0 (0.00%)	\$0.00 (0.00%)
12. Yuanlin Township	11 (0.76%)	27.27%	3 (0.49%)	27.27%	11.82	00:17:14	0.00%	0 (0.00%)	\$0.00 (0.00%)

行 1 - 25/25

地域

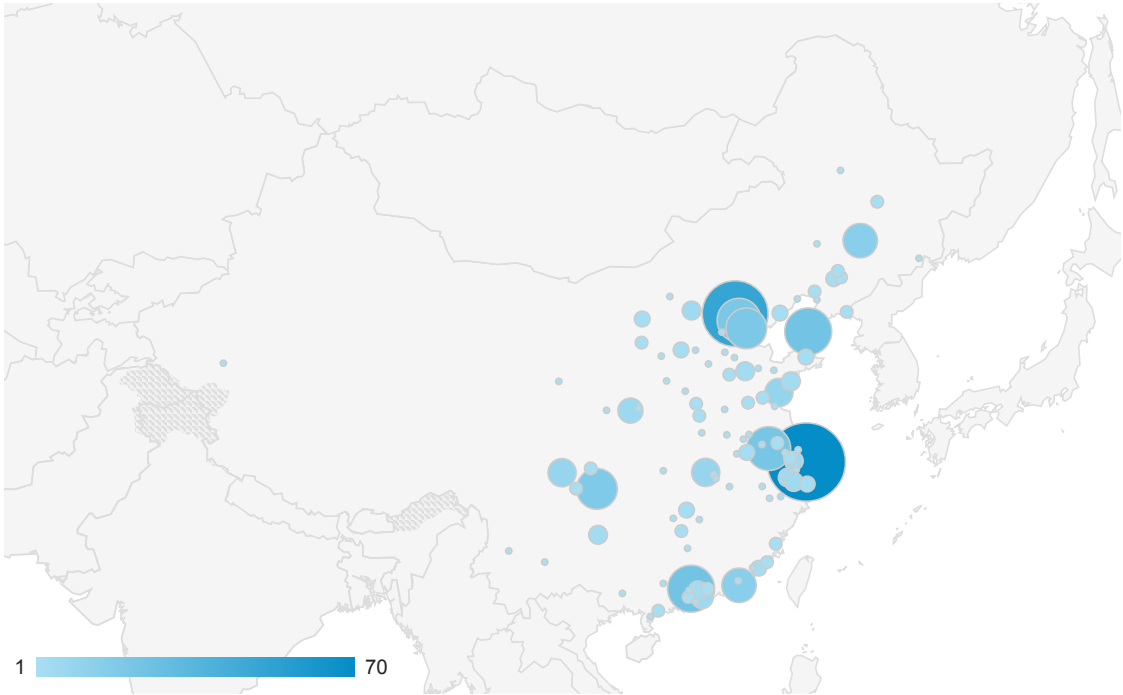
2014/02/01 - 2014/02/28

すべて » 国/地域: China



地図表示

サマリー



市区町村	集客			行動			コンバージョン		
	訪問数	新規訪問の割合	新規訪問数	直帰率	訪問別ページビュー	訪問時の平均滞在時間	コンバージョン率	目標の完了数	目標値
	476 全体に対する割合: 5.73% (8,314)	50.84% サイトの平均: 47.99% (5.94%)	242 全体に対する割合: 6.07% (3,990)	36.97% サイトの平均: 33.25% (11.22%)	4.88 サイトの平均: 6.00 (-18.63%)	00:06:28 サイトの平均: 00:07:04 (-8.60%)	0.00% サイトの平均: 0.00% (0.00%)	0 全体に対する割合: 0.00% (0)	\$0.00 全体に対する割合: 0.00% (\$0.00)
1. Shanghai	70 (14.71%)	20.00%	14 (5.79%)	30.00%	6.13	00:09:26	0.00%	0 (0.00%)	\$0.00 (0.00%)
2. Beijing	50 (10.50%)	54.00%	27 (11.16%)	46.00%	4.18	00:03:38	0.00%	0 (0.00%)	\$0.00 (0.00%)
3. Dalian	24 (5.04%)	50.00%	12 (4.96%)	8.33%	7.88	00:11:45	0.00%	0 (0.00%)	\$0.00 (0.00%)
4. Guangzhou	24 (5.04%)	54.17%	13 (5.37%)	29.17%	8.54	00:10:13	0.00%	0 (0.00%)	\$0.00 (0.00%)
5. Nanjing	22 (4.62%)	18.18%	4 (1.65%)	81.82%	1.45	00:00:13	0.00%	0 (0.00%)	\$0.00 (0.00%)
6. Langfang	21 (4.41%)	9.52%	2 (0.83%)	19.05%	7.05	00:11:52	0.00%	0 (0.00%)	\$0.00 (0.00%)
7. Tianjin	20 (4.20%)	50.00%	10 (4.13%)	30.00%	4.00	00:04:33	0.00%	0 (0.00%)	\$0.00 (0.00%)
8. Chongqing	19 (3.99%)	42.11%	8 (3.31%)	42.11%	3.21	00:08:51	0.00%	0 (0.00%)	\$0.00 (0.00%)
9. Changchun	15 (3.15%)	46.67%	7 (2.89%)	33.33%	7.07	00:12:42	0.00%	0 (0.00%)	\$0.00 (0.00%)
10. Shantou	15 (3.15%)	20.00%	3 (1.24%)	40.00%	3.87	00:07:13	0.00%	0 (0.00%)	\$0.00 (0.00%)
11. Rizhao	10 (2.10%)	50.00%	5 (2.07%)	40.00%	2.90	00:01:19	0.00%	0 (0.00%)	\$0.00 (0.00%)
12. Wuhan	9 (1.89%)	77.78%	7 (2.89%)	44.44%	5.22	00:04:42	0.00%	0 (0.00%)	\$0.00 (0.00%)

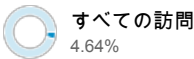
13.	Chengdu	9 (1.89%)	77.78%	7 (2.89%)	33.33%	4.78	00:04:11	0.00%	0 (0.00%)	\$0.00 (0.00%)
14.	Xi'an	7 (1.47%)	85.71%	6 (2.48%)	14.29%	3.29	00:07:22	0.00%	0 (0.00%)	\$0.00 (0.00%)
15.	Shenzhen	6 (1.26%)	66.67%	4 (1.65%)	16.67%	3.00	00:04:09	0.00%	0 (0.00%)	\$0.00 (0.00%)
16.	Suzhou	5 (1.05%)	60.00%	3 (1.24%)	60.00%	2.60	00:00:48	0.00%	0 (0.00%)	\$0.00 (0.00%)
17.	Hangzhou	5 (1.05%)	80.00%	4 (1.65%)	60.00%	1.60	00:01:33	0.00%	0 (0.00%)	\$0.00 (0.00%)
18.	Shaoxing	5 (1.05%)	60.00%	3 (1.24%)	20.00%	4.60	00:11:20	0.00%	0 (0.00%)	\$0.00 (0.00%)
19.	Datong	5 (1.05%)	60.00%	3 (1.24%)	0.00%	6.40	00:06:23	0.00%	0 (0.00%)	\$0.00 (0.00%)
20.	Jinan	4 (0.84%)	75.00%	3 (1.24%)	0.00%	7.50	00:13:56	0.00%	0 (0.00%)	\$0.00 (0.00%)
21.	Qingdao	4 (0.84%)	25.00%	1 (0.41%)	25.00%	11.50	00:25:14	0.00%	0 (0.00%)	\$0.00 (0.00%)
22.	Dongguan	4 (0.84%)	75.00%	3 (1.24%)	50.00%	1.75	00:01:33	0.00%	0 (0.00%)	\$0.00 (0.00%)
23.	Guiyang	4 (0.84%)	50.00%	2 (0.83%)	25.00%	2.00	00:02:32	0.00%	0 (0.00%)	\$0.00 (0.00%)
24.	Qinhuangdao	3 (0.63%)	33.33%	1 (0.41%)	33.33%	5.67	00:04:30	0.00%	0 (0.00%)	\$0.00 (0.00%)
25.	Taiyuan	3 (0.63%)	100.00%	3 (1.24%)	33.33%	1.67	00:00:14	0.00%	0 (0.00%)	\$0.00 (0.00%)
26.	Shenyang	3 (0.63%)	66.67%	2 (0.83%)	0.00%	6.67	00:02:42	0.00%	0 (0.00%)	\$0.00 (0.00%)
27.	Ningbo	3 (0.63%)	100.00%	3 (1.24%)	66.67%	1.67	00:00:33	0.00%	0 (0.00%)	\$0.00 (0.00%)
28.	Hefei	3 (0.63%)	100.00%	3 (1.24%)	33.33%	2.00	00:00:26	0.00%	0 (0.00%)	\$0.00 (0.00%)
29.	Xiamen	3 (0.63%)	33.33%	1 (0.41%)	0.00%	21.00	00:13:37	0.00%	0 (0.00%)	\$0.00 (0.00%)
30.	Yantai	3 (0.63%)	33.33%	1 (0.41%)	0.00%	8.67	00:15:27	0.00%	0 (0.00%)	\$0.00 (0.00%)
31.	Changsha	3 (0.63%)	100.00%	3 (1.24%)	100.00%	1.00	00:00:00	0.00%	0 (0.00%)	\$0.00 (0.00%)
32.	Ordos	3 (0.63%)	66.67%	2 (0.83%)	100.00%	1.00	00:00:00	0.00%	0 (0.00%)	\$0.00 (0.00%)
33.	Dandong	2 (0.42%)	50.00%	1 (0.41%)	100.00%	1.00	00:00:00	0.00%	0 (0.00%)	\$0.00 (0.00%)
34.	Fushun	2 (0.42%)	50.00%	1 (0.41%)	0.00%	19.50	00:18:54	0.00%	0 (0.00%)	\$0.00 (0.00%)
35.	Tieling	2 (0.42%)	50.00%	1 (0.41%)	50.00%	1.50	00:00:12	0.00%	0 (0.00%)	\$0.00 (0.00%)
36.	Harbin	2 (0.42%)	50.00%	1 (0.41%)	0.00%	2.50	00:00:45	0.00%	0 (0.00%)	\$0.00 (0.00%)
37.	Wuxi	2 (0.42%)	100.00%	2 (0.83%)	100.00%	1.00	00:00:00	0.00%	0 (0.00%)	\$0.00 (0.00%)
38.	Yangzhou	2 (0.42%)	50.00%	1 (0.41%)	50.00%	2.50	00:00:18	0.00%	0 (0.00%)	\$0.00 (0.00%)
39.	Fuzhou	2 (0.42%)	100.00%	2 (0.83%)	50.00%	4.00	00:00:34	0.00%	0 (0.00%)	\$0.00 (0.00%)
40.	Quanzhou	2 (0.42%)	100.00%	2 (0.83%)	100.00%	1.00	00:00:00	0.00%	0 (0.00%)	\$0.00 (0.00%)
41.	Liaocheng	2 (0.42%)	100.00%	2 (0.83%)	100.00%	1.00	00:00:00	0.00%	0 (0.00%)	\$0.00 (0.00%)
42.	Linyi	2 (0.42%)	50.00%	1 (0.41%)	50.00%	1.50	00:00:14	0.00%	0 (0.00%)	\$0.00 (0.00%)
43.	Zaozhuang	2 (0.42%)	100.00%	2 (0.83%)	50.00%	2.00	00:01:05	0.00%	0 (0.00%)	\$0.00 (0.00%)
44.	Xuchang	2 (0.42%)	100.00%	2 (0.83%)	50.00%	2.00	00:00:19	0.00%	0 (0.00%)	\$0.00 (0.00%)
45.	Zhengzhou	2 (0.42%)	100.00%	2 (0.83%)	50.00%	7.00	00:10:35	0.00%	0 (0.00%)	\$0.00 (0.00%)
46.	Hengyang	2 (0.42%)	100.00%	2 (0.83%)	50.00%	1.50	00:00:19	0.00%	0 (0.00%)	\$0.00 (0.00%)
47.	Huizhou	2 (0.42%)	100.00%	2 (0.83%)	100.00%	1.00	00:00:00	0.00%	0 (0.00%)	\$0.00 (0.00%)
48.	Jiangmen	2 (0.42%)	100.00%	2 (0.83%)	50.00%	3.00	00:00:39	0.00%	0 (0.00%)	\$0.00 (0.00%)
49.	Maoming	2 (0.42%)	100.00%	2 (0.83%)	50.00%	3.00	00:01:45	0.00%	0 (0.00%)	\$0.00 (0.00%)
50.	Nanchong	2 (0.42%)	50.00%	1 (0.41%)	50.00%	1.50	00:10:59	0.00%	0 (0.00%)	\$0.00 (0.00%)
51.	Neijiang	2 (0.42%)	50.00%	1 (0.41%)	0.00%	5.00	00:20:58	0.00%	0 (0.00%)	\$0.00 (0.00%)
52.	Panjin	2 (0.42%)	0.00%	0 (0.00%)	0.00%	2.00	00:00:59	0.00%	0 (0.00%)	\$0.00 (0.00%)
53.	Yulin	2 (0.42%)	50.00%	1 (0.41%)	50.00%	9.00	00:04:59	0.00%	0 (0.00%)	\$0.00 (0.00%)

54.	Hengshui	1 (0.21%)	100.00%	1 (0.41%)	100.00%	1.00	00:00:00	0.00%	0 (0.00%)	\$0.00 (0.00%)
55.	Jincheng	1 (0.21%)	100.00%	1 (0.41%)	0.00%	2.00	00:00:19	0.00%	0 (0.00%)	\$0.00 (0.00%)
56.	Linfen	1 (0.21%)	100.00%	1 (0.41%)	0.00%	2.00	00:00:14	0.00%	0 (0.00%)	\$0.00 (0.00%)
57.	Hohhot	1 (0.21%)	100.00%	1 (0.41%)	0.00%	14.00	00:13:41	0.00%	0 (0.00%)	\$0.00 (0.00%)
58.	Yingkou	1 (0.21%)	100.00%	1 (0.41%)	100.00%	1.00	00:00:00	0.00%	0 (0.00%)	\$0.00 (0.00%)
59.	Qiqihar	1 (0.21%)	100.00%	1 (0.41%)	0.00%	7.00	00:05:10	0.00%	0 (0.00%)	\$0.00 (0.00%)
60.	Changzhou	1 (0.21%)	0.00%	0 (0.00%)	100.00%	1.00	00:00:00	0.00%	0 (0.00%)	\$0.00 (0.00%)
61.	Lianyungang	1 (0.21%)	100.00%	1 (0.41%)	100.00%	1.00	00:00:00	0.00%	0 (0.00%)	\$0.00 (0.00%)
62.	Nantong	1 (0.21%)	100.00%	1 (0.41%)	0.00%	3.00	00:00:11	0.00%	0 (0.00%)	\$0.00 (0.00%)
63.	Jiaxing	1 (0.21%)	100.00%	1 (0.41%)	100.00%	1.00	00:00:00	0.00%	0 (0.00%)	\$0.00 (0.00%)
64.	Jinhua	1 (0.21%)	100.00%	1 (0.41%)	0.00%	8.00	00:15:06	0.00%	0 (0.00%)	\$0.00 (0.00%)
65.	Bengbu	1 (0.21%)	100.00%	1 (0.41%)	0.00%	3.00	00:00:31	0.00%	0 (0.00%)	\$0.00 (0.00%)
66.	Chuzhou	1 (0.21%)	100.00%	1 (0.41%)	0.00%	2.00	00:00:21	0.00%	0 (0.00%)	\$0.00 (0.00%)
67.	Fuyang	1 (0.21%)	0.00%	0 (0.00%)	0.00%	5.00	00:03:27	0.00%	0 (0.00%)	\$0.00 (0.00%)
68.	Huainan	1 (0.21%)	100.00%	1 (0.41%)	100.00%	1.00	00:00:00	0.00%	0 (0.00%)	\$0.00 (0.00%)
69.	Lu'an	1 (0.21%)	100.00%	1 (0.41%)	0.00%	4.00	00:15:25	0.00%	0 (0.00%)	\$0.00 (0.00%)
70.	Zhangzhou	1 (0.21%)	100.00%	1 (0.41%)	0.00%	9.00	00:03:34	0.00%	0 (0.00%)	\$0.00 (0.00%)
71.	Jiujiang	1 (0.21%)	100.00%	1 (0.41%)	0.00%	2.00	00:01:03	0.00%	0 (0.00%)	\$0.00 (0.00%)
72.	Dezhou	1 (0.21%)	100.00%	1 (0.41%)	0.00%	3.00	00:01:22	0.00%	0 (0.00%)	\$0.00 (0.00%)
73.	Weifang	1 (0.21%)	100.00%	1 (0.41%)	0.00%	2.00	00:00:38	0.00%	0 (0.00%)	\$0.00 (0.00%)
74.	Zibo	1 (0.21%)	100.00%	1 (0.41%)	0.00%	15.00	00:09:43	0.00%	0 (0.00%)	\$0.00 (0.00%)
75.	Shangqiu	1 (0.21%)	100.00%	1 (0.41%)	100.00%	1.00	00:00:00	0.00%	0 (0.00%)	\$0.00 (0.00%)
76.	Zhumadian	1 (0.21%)	100.00%	1 (0.41%)	100.00%	1.00	00:00:00	0.00%	0 (0.00%)	\$0.00 (0.00%)
77.	Baoding	1 (0.21%)	100.00%	1 (0.41%)	100.00%	1.00	00:00:00	0.00%	0 (0.00%)	\$0.00 (0.00%)
78.	Huanggang	1 (0.21%)	0.00%	0 (0.00%)	0.00%	2.00	00:00:32	0.00%	0 (0.00%)	\$0.00 (0.00%)
79.	Huangshi	1 (0.21%)	100.00%	1 (0.41%)	0.00%	2.00	00:00:43	0.00%	0 (0.00%)	\$0.00 (0.00%)
80.	Yichang	1 (0.21%)	0.00%	0 (0.00%)	0.00%	2.00	00:00:09	0.00%	0 (0.00%)	\$0.00 (0.00%)
81.	Chenzhou	1 (0.21%)	0.00%	0 (0.00%)	100.00%	1.00	00:00:00	0.00%	0 (0.00%)	\$0.00 (0.00%)
82.	Loudi	1 (0.21%)	100.00%	1 (0.41%)	100.00%	1.00	00:00:00	0.00%	0 (0.00%)	\$0.00 (0.00%)
83.	Chaozhou	1 (0.21%)	100.00%	1 (0.41%)	0.00%	2.00	00:00:17	0.00%	0 (0.00%)	\$0.00 (0.00%)
84.	Foshan	1 (0.21%)	100.00%	1 (0.41%)	0.00%	3.00	00:00:25	0.00%	0 (0.00%)	\$0.00 (0.00%)
85.	Zhanjiang	1 (0.21%)	100.00%	1 (0.41%)	0.00%	4.00	00:02:53	0.00%	0 (0.00%)	\$0.00 (0.00%)
86.	Zhuhai	1 (0.21%)	100.00%	1 (0.41%)	0.00%	3.00	00:03:40	0.00%	0 (0.00%)	\$0.00 (0.00%)
87.	Nanning	1 (0.21%)	0.00%	0 (0.00%)	100.00%	1.00	00:00:00	0.00%	0 (0.00%)	\$0.00 (0.00%)
88.	Wuzhou	1 (0.21%)	100.00%	1 (0.41%)	100.00%	1.00	00:00:00	0.00%	0 (0.00%)	\$0.00 (0.00%)
89.	Dali	1 (0.21%)	100.00%	1 (0.41%)	0.00%	3.00	00:01:00	0.00%	0 (0.00%)	\$0.00 (0.00%)
90.	Kunming	1 (0.21%)	100.00%	1 (0.41%)	0.00%	4.00	00:01:08	0.00%	0 (0.00%)	\$0.00 (0.00%)
91.	Baoji	1 (0.21%)	100.00%	1 (0.41%)	100.00%	1.00	00:00:00	0.00%	0 (0.00%)	\$0.00 (0.00%)
92.	Weinan	1 (0.21%)	100.00%	1 (0.41%)	100.00%	1.00	00:00:00	0.00%	0 (0.00%)	\$0.00 (0.00%)
93.	Lanzhou	1 (0.21%)	100.00%	1 (0.41%)	0.00%	2.00	00:00:20	0.00%	0 (0.00%)	\$0.00 (0.00%)
94.	Tongliao	1 (0.21%)	0.00%	0 (0.00%)	0.00%	7.00	00:26:32	0.00%	0 (0.00%)	\$0.00 (0.00%)

地域

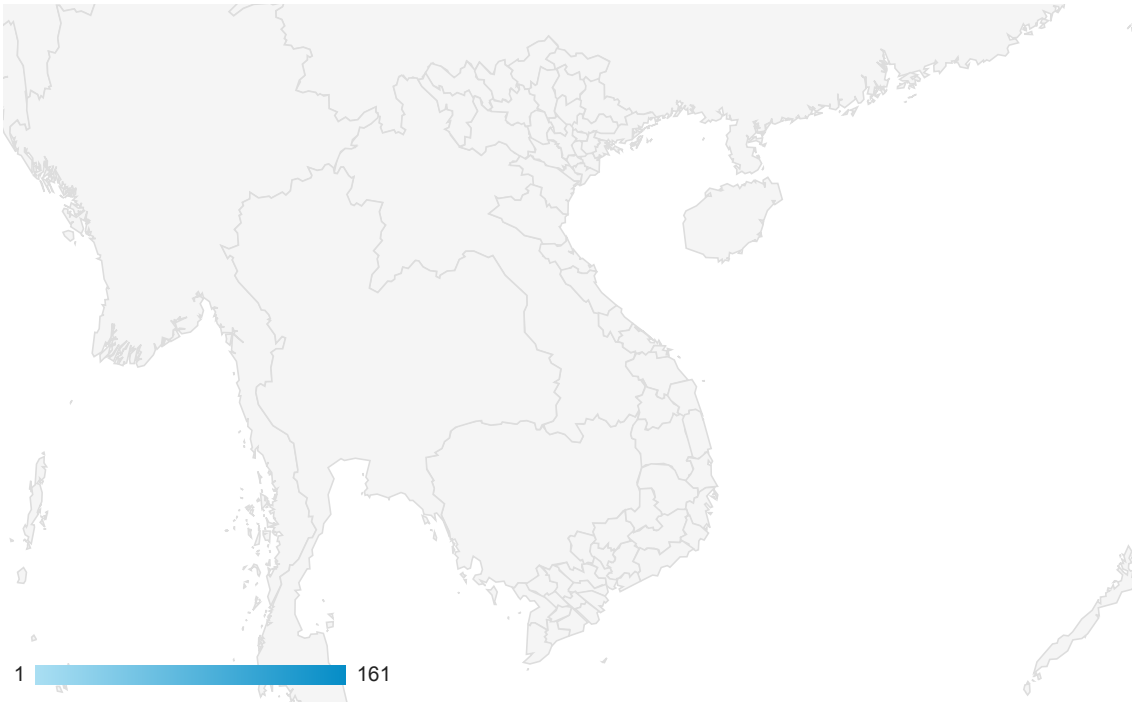
2014/02/01 - 2014/02/28

すべて » 国/地域: Vietnam



地図表示

サマリー

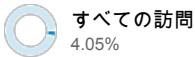


地域	集客			行動			コンバージョン		
	訪問数	新規訪問の割合	新規訪問数	直帰率	訪問別ページビュー	訪問時の平均滞在時間	コンバージョン率	目標の完了数	目標値
	386 全体に対する割合: 4.64% (8,314)	31.87% サイトの平均: 47.99% (-33.60%)	123 全体に対する割合: 3.08% (3,990)	46.11% サイトの平均: 33.25% (38.71%)	6.45 サイトの平均: 6.00 (7.56%)	00:07:23 サイトの平均: 00:07:04 (4.40%)	0.00% サイトの平均: 0.00% (0.00%)	0 全体に対する割合: 0.00% (0)	\$0.00 全体に対する割合: 0.00% (\$0.00)
1. Ho Chi Minh City	161 (41.71%)	40.37%	65 (52.85%)	37.27%	4.86	00:05:52	0.00%	0 (0.00%)	\$0.00 (0.00%)
2. Hanoi	97 (25.13%)	27.84%	27 (21.95%)	73.20%	2.53	00:02:25	0.00%	0 (0.00%)	\$0.00 (0.00%)
3. Thua Thien-Hue	83 (21.50%)	19.28%	16 (13.01%)	36.14%	13.47	00:15:07	0.00%	0 (0.00%)	\$0.00 (0.00%)
4. Da Nang	13 (3.37%)	53.85%	7 (5.69%)	15.38%	13.08	00:12:47	0.00%	0 (0.00%)	\$0.00 (0.00%)
5. Ba Ria - Vung Tau	11 (2.85%)	9.09%	1 (0.81%)	18.18%	11.73	00:14:29	0.00%	0 (0.00%)	\$0.00 (0.00%)
6. Hai Phong	9 (2.33%)	0.00%	0 (0.00%)	77.78%	1.22	00:02:56	0.00%	0 (0.00%)	\$0.00 (0.00%)
7. Can Tho	5 (1.30%)	80.00%	4 (3.25%)	80.00%	1.20	00:01:43	0.00%	0 (0.00%)	\$0.00 (0.00%)
8. Dong Nai	4 (1.04%)	25.00%	1 (0.81%)	50.00%	4.25	00:12:43	0.00%	0 (0.00%)	\$0.00 (0.00%)
9. Dak Lak province	2 (0.52%)	50.00%	1 (0.81%)	0.00%	4.50	00:01:49	0.00%	0 (0.00%)	\$0.00 (0.00%)
10. Hai Duong	1 (0.26%)	100.00%	1 (0.81%)	0.00%	2.00	00:00:22	0.00%	0 (0.00%)	\$0.00 (0.00%)

地域

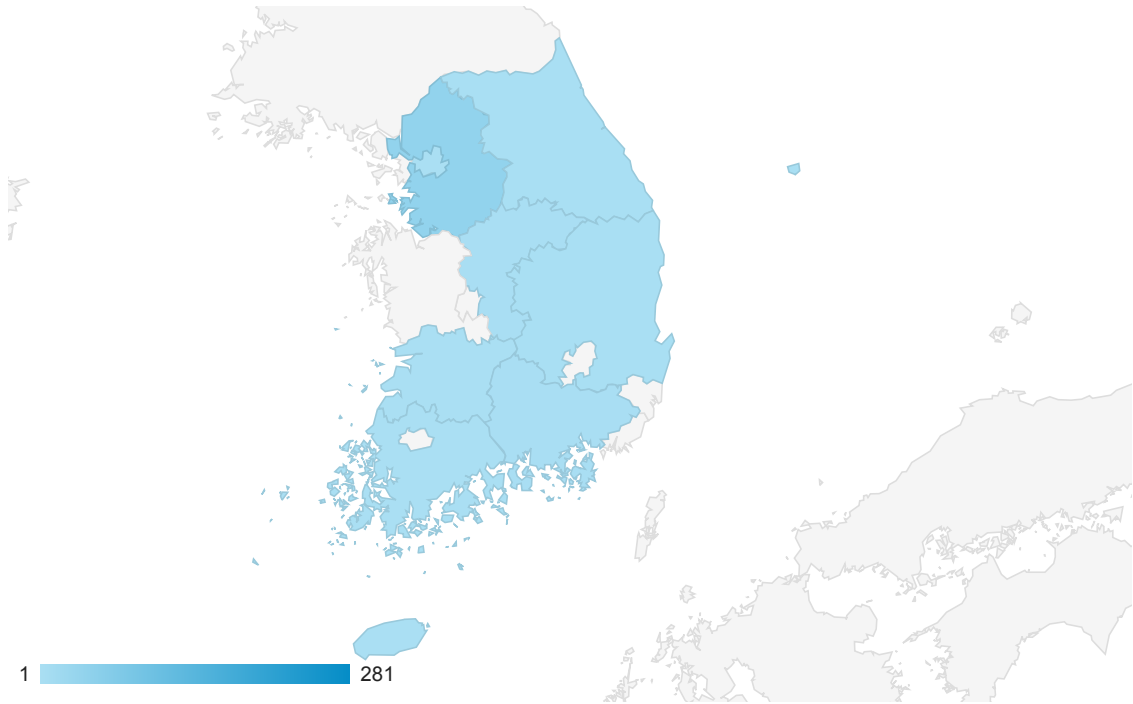
2014/02/01 - 2014/02/28

すべて » 国/地域: South Korea



地図表示

サマリー



地域	集客			行動			コンバージョン		
	訪問数	新規訪問の割合	新規訪問数	直帰率	訪問別ページビュー	訪問時の平均滞在時間	コンバージョン率	目標の完了数	目標値
	337 全体に対する割合: 4.05% (8,314)	36.80% サイトの平均: 47.99% (-23.33%)	124 全体に対する割合: 3.11% (3,990)	32.94% サイトの平均: 33.25% (-0.92%)	5.67 サイトの平均: 6.00 (-5.50%)	00:08:26 サイトの平均: 00:07:04 (19.19%)	0.00% サイトの平均: 0.00% (0.00%)	0 全体に対する割合: 0.00% (0)	\$0.00 全体に対する割合: 0.00% (\$0.00)
1. (not set)	281 (83.38%)	32.03%	90 (72.58%)	32.74%	5.98	00:08:41	0.00%	0 (0.00%)	\$0.00 (0.00%)
2. Gyeonggi-do	42 (12.46%)	54.76%	23 (18.55%)	35.71%	4.14	00:08:50	0.00%	0 (0.00%)	\$0.00 (0.00%)
3. Chungcheongbuk-do	3 (0.89%)	66.67%	2 (1.61%)	33.33%	3.33	00:00:30	0.00%	0 (0.00%)	\$0.00 (0.00%)
4. Gyeongsangnam-do	3 (0.89%)	100.00%	3 (2.42%)	0.00%	2.33	00:00:44	0.00%	0 (0.00%)	\$0.00 (0.00%)
5. Gangwon-do	2 (0.59%)	100.00%	2 (1.61%)	0.00%	9.50	00:10:26	0.00%	0 (0.00%)	\$0.00 (0.00%)
6. Gyeongsangbuk-do	2 (0.59%)	0.00%	0 (0.00%)	50.00%	3.00	00:00:39	0.00%	0 (0.00%)	\$0.00 (0.00%)
7. Seoul	1 (0.30%)	100.00%	1 (0.81%)	100.00%	1.00	00:00:00	0.00%	0 (0.00%)	\$0.00 (0.00%)
8. Jeollabuk-do	1 (0.30%)	100.00%	1 (0.81%)	100.00%	1.00	00:00:00	0.00%	0 (0.00%)	\$0.00 (0.00%)
9. Jeollanam-do	1 (0.30%)	100.00%	1 (0.81%)	0.00%	8.00	00:02:24	0.00%	0 (0.00%)	\$0.00 (0.00%)
10. Jeju-do	1 (0.30%)	100.00%	1 (0.81%)	0.00%	3.00	00:00:28	0.00%	0 (0.00%)	\$0.00 (0.00%)